


















Searching for *Compressor: COPELAND.*Articles found : **938**



Ralco P/N	Description	Compressor
ADP1000	ADAPTADOR ENTRADA BOMBA D6RL	COPELAND
ADP1001	ADAPTADOR SALIDA BOMBA D6RL REF-294.1363	COPELAND
 AGT1010	AGITADOR ACEITE / BIELA *2CC* 703.6308	COPELAND
AGT1700	AGITADOR ACEITE DLE/DLF/DLL 90 GRS	COPELAND
 AMR1000	KIT 4 AMORTIGUADORES *4RA+RL+D+6R* 10 CV *9RS+DS+DT+4DH* 15 CV / MOUNTING KIT	COPELAND
 AMR1001	KIT 4 AMORTIGUADORES Y MUELLES *4RH+DH+RJ1+DJ+6RA+DA+RL+DL* 20 - 25 - 30 CV / MOUNTING KIT	COPELAND
AMR1002	KIT 4 AMORTIGUADORES *4RJ2-3000* CARTER HONDO / MOUNTING KIT DEEP OIL SUMP	COPELAND
AMR1003	KIT 4 AMORTIGUADORES *D6* 35 CV FONDO PLANO / MOUNTING KIT	COPELAND
AMR1004	KIT 4 AMORTIGUADORES *D6* CARTER HONDO / MOUNTING KIT DEEP OIL SUMP	COPELAND
AMR1005	KIT 4 AMORTIGUADORES GOMA *D4RH+DH+RJ1+DJ+D6RA+DA+RL+DL* 20 - 25 - 30 CV / RUBBER MOUNTING KIT P/N 2482315	COPELAND
AMR1008	KIT 4 AMORTIGUADORES MUELLES *D8RH+D8DH+D8DJ+D8RJ* / MOUNTING SPRINGS KIT REF-2918101	COPELAND







	<b>Ralco P/N</b>	<b>Description</b>	<b>Compressor</b>
	AMR1108	KIT DE SILENTBLOCKS DE GOMAS / RUBBER MOUNTING PARTS KIT FIT *D8DH+D8RH+D8RJ+D8DJ* REF: 3063662	COPELAND
	AMR1118	NULO	COPELAND
	AMR1210	KIT 4 AMORTIGUADORES *D9RA+DA* 5 - 7-1/2 CV / MOUNTING KIT	COPELAND
	AMR1220	KIT 4 AMORTIGUADORES *D9RC+DC* 10 CV / MOUNTING KIT	COPELAND
	AMR1500	KIT 4 AMORTIGUADORES *DMRH+D2D* / MOUNTING KIT REF-218.8475	COPELAND
	AMR1600	KIT 4 AMORTIGUADORES *DLSG+DN* 4+5 CV / MOUNTING KIT	COPELAND
	AMR1700	KIT 4 AMORTIGUADORES *DL+DN* 3CV / MOUNTING KIT	COPELAND
	AMR1800	KIT 4 AMORTIGUADOR *DK* 0.5+0.75+1 CV / MOUNTING KIT REF-218.6833	COPELAND
	AMR1801	KIT 4 AMORTIGUADOR *DK* 1.5 CV / MOUNTING KIT REF-218.7041	COPELAND
	BLK1002	TAPA CIERRE COMPRESOR FIT *DK + DLL + DNR + DMR+ D2D+ 06D-43+48 + 06D8246 + 06E250 + 5F20* / BLANK OFF SHIPPING PLATES 2 HOLES	COPELAND
	BLK1004	TAPA CIERRE COMPRESOR FIT *D9R+D3D+D4RH+DH-06EA-250-06D- 10+15 HP+5F-30+40* / BLANK OFF SHIPPING PLATES 4 HOLES 2-1/2" BOLT HOLE CENTERS	COPELAND

	Ralco P/N	Description	Compressor
	BLK1006	TAPA CIERRE ASPIRACION COMPRESOR FIT *D6R+D-D4RJ+DJ-06EA-299+275+265+175-CRHR-500+600 / BLANK OFF SHIPPING PLATES 4 HOLES 3-1/16" BOLT CENTERS	COPELAND
	BLK1200	BLOQUE CONECTOR *D9R+DMRH+DL* / CONNECTOR BLOCK FUS-01999	COPELAND
	BLT1000	TORNILLO FIJACION BIELA *R + D9R + D3D* / BOLT CONN. ROD	COPELAND
	BLT1011	SEARCH BLTA5!16X050 TORNILLO CABEZA EXAGONAL LARGO BOMBA COPELAND/HEX HD CAP SCREW PARTIALLY THREADED UNC 5/16" X 50 WIRSBO DIN-931 8.8 REF-3921 2151 381	COPELAND
	BLT1100	TORNILLO ESPECIAL FIJACION SOPORTE PLATO VALVULAS DISCUS *D3+4+6+8D* / TAMPER PROOF SCREW BACKER VALVE STOPPER 10-32 UNF 5/8	COPELAND
	BLT1200	TORNILLO FIJACION LAMINA DESC	COPELAND
	BLTA5!8X85	TORNILLO ALLEN FIT *COPELAND* / HEXAGONAL SOCKET CAP FULLY THREADED BOLT 12.9 DIN 912 UNC 5/8" X 85	COPELAND
	BOX1000	CAJA CONEXIONES + TAPA *D4+D6+D8* REF-2003.037	COPELAND
	BOX1200	CAJA CONEXIONES + TAPA *DM+D9* REF-2003035	COPELAND
	BOX1700	CAJA CONEXIONES + TAPA *DK+DL+DLHA-500* REF-200.3033	COPELAND

	<b>Ralco P/N</b>	<b>Description</b>	<b>Compressor</b>
	BRG1000	SEARCH BRG1001 - KIT 3 COJINETES *D4+6+R+CC* / SET 3 BEARINGS 44.55X49.27X47.60 MM REF-204.9676	COPELAND
	BRG1000_	COJINETE COMUN COPELAND D4+6 R+D *UNIDAD*	COPELAND
	BRG1000X010	SEARCH BRG1001X010 - KIT 3 COJINETES REPARACION -0.25 *D4+6+CC* / SET 3 REPAIR BEARING UNDERSIZE 010	COPELAND
	BRG1000X010_	COJINETE D4+6 - 0.25 MM *UNIDAD* / UNDERSIZE 010	COPELAND
	BRG1000X020	SEARCH BRG1001X020 - KIT 3 COJINETES REPARACION -0.50 MM *D4+6+CC* / SET 3 REPAIR BEARING UNDERSIZE 020	COPELAND
	BRG1000X020_	COJINETE D4+6R - 0.50 MM *UNIDAD* / UNDERSIZE 020	COPELAND
	BRG1001	KIT 3 COJINETES INTERIOR TEFLON *D4+D6-S+D* / SET 3 PTFE BEARINGS 44.55X49.27X47.60 MM REF- 200.2030+035-0139-02	COPELAND
	BRG1001X010	KIT 3 COJINETES INTERIOR TEFLON *D4+6D* - 0.25 MM / SET 3 TEFLON BEARING UNDESIZE 010	COPELAND
	BRG1001X020	KIT 3 COJINETES INTERIOR TEFLON *D4+6D* - 0.50 MM / SET 3 TEFLON BEARING UNDESIZE 020	COPELAND
	BRG1008	KIT 3 COJINETES *D6SK+D8R+D8D+8CC* / SET 3 BEARINGS 55X50X48 MM REF- 200.2027	COPELAND
	BRG1008_	COJINETE D8R+D *UNIDAD*	COPELAND
	BRG1008X010	KIT 3 COJINETES SOBREM. - 0.25 MM D8 R+D / BEARING 8D + 8R UNDERSIZE 010	COPELAND

	<b>Ralco P/N</b>	<b>Description</b>	<b>Compressor</b>
	BRG1008X020	KIT 3 COJINETES + 0.5MM D8R+D	COPELAND
	BRG1009	KIT 3 COJINETES TEFLON FIT *D8S+D8D+4MF + 4/6M U/K+D6SU / SET 3 TEFLON BEARINGS REF 200.2035 + 3004921(X3)	COPELAND
	BRG1009X010	KIT 3 COJINETES TEFLON *D8RS+D8D* - 0.25 MM / SET 3 BEARINGS TEFLON UNDERSIZE 010 REF:2002035X010	COPELAND
	BRG1009X020	KIT 3 COJINETES TEFLON *D8RS+D8D* - 0.50 MM / SET 3 BEARINGS TEFLON UNDERSIZE 020 REF:2002035X020	COPELAND
	BRG1_1500	COJINETE LADO CARTER D9+D3 TEF	COPELAND
	BRG1_1501	COJINETE LADO BOMBA D9+D3 TEFL	COPELAND
	BRG1_1502	COJINETE LADO MOTOR D9+D3 TEFL	COPELAND
	BRG1200	KIT 3 COJINETES BRONCE *D9R* *FINISHED* / SET 3 BEARINGS REF- 200.2024	COPELAND
	BRG1200X010	COJINETES KIT 3 PIEZAS - 0.25 MM *D9R* / SET 3 BEARINGS UNDERSIZE 010 REF- 200.2024X010	COPELAND
	BRG1200X020	SEARCH BRG1201X020 - KIT 3 COJINETES BRONCE *D9R* - 0.50 MM / SET 3 BEARINGS UNDERSIZE 020 REF:200.2024X020	COPELAND
	BRG1201	KIT 3 COJINETES METAL BLANCO *D9R* *FINISHED* / SET 3 BEARINGS WHITE METAL STANDARD SIZE	COPELAND
	BRG1201X010	KIT 3 COJINETES METAL BLANCO *D9R* - 0.25 MM *FINISHED* / SET 3 BEARINGS WHITE METAL UNDERSIZE 010"	COPELAND





	<b>Ralco P/N</b>	<b>Description</b>	<b>Compressor</b>
	BRG1201X020	KIT 3 COJINETES METAL BLANCO *D9R* - 0.50 MM *FINISHED* / SET 3 BEARINGS WHITE METAL UNDERSIZE 020"	COPELAND
	BRG1209	KIT 3 COJINETES *D9RS-4* LARGO BRONCE / SET 3 BEARINGS LONG REF-200.2029	COPELAND
	BRG1225	COJINETE LADO BOMBA *D9R* LARGO / OIL PUMP BEARING LONG	COPELAND
	BRG1244	KIT 3 COJINETES BRONCE *D9RS* ANTIGUO / SET 3 BRONZE BEARINGS OLD - MOTOR SIDE 44.8 / PUMP SIDE 43.2	COPELAND
	BRG1291	COJINETE DELANTERO LADO CARTER BLUE RIBBON CON BRIDA 50.8X44.5X38.2X31.7	COPELAND
	BRG1292	COJINETE DELANTERO LADO MOTOR BLUE RIBBON 44.5X38.2X31.7	COPELAND
	BRG1293	COJINETE LADO BOMBA BLUE RIBBON 50.8X43X36.5X53.9	COPELAND
	BRG1300	KIT 3 COJINETES TEFLON INTERIOR *D3D+D9R4+5*+ D3SC+D3SS / SET 3 PTFE BEARINGS REF-2002029	COPELAND
	BRG1300X010	KIT 3 COJINETES -0.25 MM TEFLON INTERIOR *D3D+D9R4+5* / SET 3 PTFE BEARINGS UNDERSIZE 010	COPELAND
	BRG1300X020	KIT 3 COJINETES -0.50 MM TEFLON INTERIOR *D3D+D9R4+5* / SET 3 PTFE BEARINGS UNDERSIZE 020	COPELAND
	BRG1400	KIT 3 COJINETES ACABADOS TEFLON *D2D+2D* / SET 3 PTFE LINED BEARING SINCE MARCH 1992 REF-2002031	COPELAND
	BRG1400X010	KIT 3 COJINETES ACABADOS TEFLON *D2D* - 0.25 MM / SET 3 PTFE LINED BEARING UNDERSIZE 010 SINCE MARCH 1992	COPELAND
	BRG1400X020	KIT 3 COJINETES ACABADOS TEFLON *D2D* - 0.50 MM / SET 3 PTFE LINED	COPELAND




	<b>Ralco P/N</b>	<b>Description</b>	<b>Compressor</b>
		BEARING UNDERSIZE 020 SINCE MARCH 1992	
	BRG1500	COJINETES KIT 3 PIEZAS *DMRH+DMD+D2D BEFORE 3/1992* / FINISHED BEARING SET 3 REF-200.2023	COPELAND
	BRG1500X010	KIT 3 COJINETES REPARACION -0.25 *DMRH* / SET BEARINGS UNDER SIZE 010	COPELAND
	BRG1500X020	KIT 3 COJINETES REPARACION -0.50 MM *DMRH* / SET BEARINGS UNDER SIZE 020	COPELAND
	BRG1600	KIT 3 COJINETES *DNHA+HB+RA+RB* / SET 3 BEARING *UNFINISHED* REF- 2002022	COPELAND
	BRG1601	KIT 3 COJINETES *DNHM-603* / SET 3 BEARING D = 39.9 MM REF-200.2033**	COPELAND
	BRG1700	KIT 2 COJINETES *DLL+DLG+DLE+DLF+DLJ* / SET 2 BEARINGS * FINISHED * REF- 2002.021+2488028	COPELAND
	BRG1709	ESPACIADOR LADO BOMBA CIGÜE. DK	COPELAND
	BRG1750	KIT 3 COJINETES *DLHA-500* / SET BEARINGS REF-200.2032**	COPELAND
	BRG1760	COJINETE FIT *D2SA-55+D2-SC-65+D2SK- 65* UNIDAD / BODY MAIN BEARING MOTOR + GEAR SIDE REF-3114.606	COPELAND
	BRG1761	COJINETE TRASERO D2SK REF.6709327	COPELAND
	BRG1800	KIT 2 COJINETES *DK * / FINISHED BEARING SET COD. 200.2020 + 204.2802	COPELAND






	<b>Ralco P/N</b>	<b>Description</b>	<b>Compressor</b>
	BRG1801	ESPACIADOR CIGÜEÑAL *DK* / CRANKSHAFT SPACER	COPELAND
	BRG1904	*** VER BRG1009KIT 3 COJINETES INTERIOR TEFLON FIT COPELAND*4/6M K + U* / SET 3 PTFE BEARINGS REF-300.4921	COPELAND
	CAR1000	GRAFITO SELLO PRENSA COPELAND *2+4+6+8-CC* / CARBON RING SHAFT SEAL 55.70X41.80X3.57 MM MY10K GRADE	COPELAND
	CKS1000	CIGÜEÑAL *D4RF+RA+SA- 1000+2000+D4DA+D4DF* / CRANKSHAFT 4A/F REF-2049.767	COPELAND
	CKS1001	CIGÜEÑAL *D4RH-2500+RL- 1500+RJ3000+RK+D4DH+DT+DL+DJ- 3000*/ CRANKSHAFT 2-3/16X4.125" L = 502 MM REF-2050954 / 998-0725-01	COPELAND
	CKS1002	CIGÜEÑAL *D6RA+B- 1000+2000+RF2000+TA-1500* / CRANKSHAFT 6SA/F REF-2050476**	COPELAND
	CKS1003	CIGÜEÑAL *D6RA-3000* / CRANKSHAFT D6SA-30X REF-2050885	COPELAND
	CKS1004	CIGÜEÑAL *D6RH2000+RL2500+DL+6TM +TH-2000* / CRANKSHAFT SHORT LENGTH 2-3/16" STROKE X3.625" REF- 2050249	COPELAND
	CKS1005	CIGÜEÑAL D6RH3500+RJ4000+RT3000+TJ2500+D6D H+D6DJ+DT / CRANKSHAFT 6SH35/J/T/TJ LONG LENGTH 5.75" REF-2050647	COPELAND
	CKS1008	CIGÜEÑAL *D8R+D* H+J+L+T / CRANKSHAFT 8S/D REF-2830.641	COPELAND
	CKS1010	CIGÜEÑAL ABIERTO *4CC-63+L* / CRANKSHAFT REF-7058920**	COPELAND



<b>Ralco P/N</b>	<b>Description</b>	<b>Compressor</b>
CKS1014	CIGÜEÑAL *4CC-68+75+L* / CRANKSHAFT REF-7058931**	COPELAND
CKS1016	CIGÜEÑAL *6CC-68+75+L* / CRANKSHAFT REF-7058942**	COPELAND
CKS1018	CIGÜEÑAL ABIERTO *8CC68+75+L* / CRANKSHAFT ASSY. REF-7067542**	COPELAND
CKS1046	CIGÜEÑAL *D6SK-5000+SU4000* / CRANKSHAFT REF-3116.180 - GENUINE	COPELAND
CKS1048	CIGÜEÑAL *D8SK-1-6000+7000* / CRANKSHAFT 8SK REF-3108776**	COPELAND
CKS1101	CIGÜEÑAL *D6D-3-DH+DJ+DT* / CRANKSHAFT 6DH35+J+T(3) REF- 2832454**	COPELAND
CKS1210	CIGÜEÑAL *D9RA+RC-500L+75O+L* NO DISPONIBLE REF-2934838	COPELAND
CKS1220	CIGÜEÑAL *D9RC-1000* 38.05 MM REMANUFACTURADO / CRANKSHAFT REMANUFACTURED	COPELAND
CKS1230	CIGÜEÑAL *D9RS-1000+L+1500* D= 38.05 MM / CRANKSHAFT D9RS-3 REF-2859560	COPELAND
CKS1240	CIGÜEÑAL *D9TK+TL-760* - NOT AVAILABLE	COPELAND
CKS1250	CIGÜEÑAL *D9TH-760+1010* - NOT AVAILABLE	COPELAND
CKS1310	CIGÜEÑAL *D9DA-4- 500+D3DA500+DC750+L+H* / CRANKSHAFT 44.14 M REF-2938001**	COPELAND
CKS1320	CIGÜEÑAL *D9DC-4- 1000+D3DA750+DC1000+D3SC- 100+D3SA / CRANKSHAFT 44.41 MM REF- 2938012**	COPELAND
CKS1330	CIGÜEÑAL *D9RS(4)+D9DS- 41500+D3SS+D3DS*5*1000+1500+D9TH3 * / CRANKSHAFT D=44.41 MM REF- 2938023**	COPELAND

	<b>Ralco P/N</b>	<b>Description</b>	<b>Compressor</b>
	CKS1400	CIGÜEÑAL *D2DB-500+750* / CRANKSHAFT REF-2953224**	COPELAND
	CKS1401	CIGÜEÑAL *D2DD-500* / CRANKSHAFT REF-295-3757**	COPELAND
	CKS1402	CIGÜEÑAL *D2DL-400+750* / CRANKSHAFT REF-2953815**	COPELAND
	CKS1403	CIGÜEÑAL *D2DC-500* / CRANKSHAFT REF-2952947**	COPELAND
	CKS1404	CIGÜEÑAL *D2SC-550/650 + D2SK-650* / CRANKSHAFT REF-3114435**	COPELAND
	CKS1500	CIGÜEÑAL *DMRH-500+L+750 + D2DA + D2DB* / CRANKSHAFT MRH 28.6X38.06X31.78 REF-2934656 + 998- 0719-00	COPELAND
	CKS1600	CIGÜEÑAL DNH+DNR (A+B) - NO DISPONIBLE - NOT AVAILAIBLE	COPELAND
	CKS1601	CIGÜEÑAL *DNHM-373+603* / CRANKSHAFT NHM REF-2916536**	COPELAND
	CKS1700	CIGÜEÑAL *DLF+LL+LE+LJ* / CRANKSHAFT SHORT L 36.5MM STROKE 1- 7/16" REF-2045049	COPELAND
	CKS1701	CIGÜEÑAL *DLSG-301+401* / CRANKSHAFT ALUM. PISTON DLSG 42.8MM. STROKE 1-11/16" REF-2912783	COPELAND
	CKS1710	CIGÜEÑAL NUEVO PARA BOMBA *DLEP+DLFP+DLJP+DLLP+LLP* / CRANKSHAFT NEW OIL PUMP REF- 2941.352	COPELAND
	CKS1711	CIGÜENAL NUEVO PARA BOMBA *DLSGP- 30+40X* / NEW CRANKSHAFT OIL PUMP REF-2941250	COPELAND
	CKS1750	CIGÜEÑAL *DLHA-500* / CRANKSHAFT REF-6707058**	COPELAND

	<b>Ralco P/N</b>	<b>Description</b>	<b>Compressor</b>
	CKS1760	CIGÜEÑAL FIT *D2SA-550* / CRANKSHAFT REF-3115.416	COPELAND
	CKS1800	CIGÜEÑAL *DKM-50+DKJ-75+DKL-100* / CRANKSHAFT SHORT DK OLD MODEL REF-2043076	COPELAND
	CKS1801	CIGÜEÑAL *DKSJ-100+DKSL-150+CT-159* / CRANKSHAFT LONG DK OLD MODEL REF-2043714	COPELAND
	CKS1810	CIGÜEÑAL NUEVO CON BOMBA *DKMP/DKLP* REF-2947769	COPELAND
	CKS1811	CIGÜEÑAL NUEVO PARA BOMBA *DKSJ*P*-100+DKSL*P*150* / CRANKSHAFT LONG DK NEW MODEL REF-2947770	COPELAND
	CKS1904	CIGÜEÑAL FIT COPELAND *4MK-1-35X* / CRANKSHAFT REF-300.9277	COPELAND
	CKS1906	CIGÜEÑAL FIT COPELAND *6MK+6MU* / CRANKSHAFT LONG STEEL *GENUINE* REF-300.9299	COPELAND
	CKS1916	CIGÜEÑAL FIT COPELAND *6MT-1-35X / CRANKSHAFT *GENUINE* REF-3009.9288	COPELAND
	CKS6112	EXCENTRICA 6 CIL FIT *06DR-24* BIELA CERRADA REF-06DA504-884 VER NOTAS	COPELAND
	COL1000	BOBINA ALCO SOLA / ALCO SOLENOID COIL UNLOADER TYPE ASC 230 V 17 VA 50-60 HZ IP-65 REF-264.0773	COPELAND
	COL1001	BOBINA ALCO SOLA / ALCO SOLENOID COIL UNLOADER TYPE ASC 120 V 50-60 HZ IP-65 REF-801.1063	COPELAND
	COL1900	BOBINA SOLENOIDE CONTROL CAPACIDAD FIT STREAM *4 + 6 CIL* / SOENOID COIL 220 V AC 50/60 HZ REF-316.0518	COPELAND

	<b>Ralco P/N</b>	<b>Description</b>	<b>Compressor</b>
	COV1000	COVER SHAFT SEAL PLATE COPELAND *2+4+6-CC*	COPELAND
	COV1008	COVER SHAFT SEAL PLATE COPELAND *8CC*	COPELAND
	COV1010	TAPA ASPIRACION SOLA *D6RJ-1-4000* / SUCTION COVER	COPELAND
	COV1011	TAPA BOMBA ACEITE 6 AGUJEROS VERSION USA	COPELAND
	COV1025	TAPA DEL CARTER CON TORNILLOS *2+4+6+8CC* / BOTTOM PLATE + BOLTS REF. 700235	COPELAND
	CPL1004	GOMA ACOPLAMIENTO COPELAND N° 9 P/9 SHI	COPELAND
	CPL1005	GOMA DENTADA ACOPLAMIENTO COPELAND N° 10 P/10 SHI *4CC-75+6CC- 68* REF-2006077	COPELAND
	DWLA1!4X7!8	SEARCH PIN1050 BULON SUJECION PLATO VALVULAS *RJ* / VALVE PLATE DOWEL PIN 1/4"X7/8"	COPELAND
	FLT1901	FUNDA FILTRO ACEITE FIT STREAM *4 + 6 CIL* / SLEEVE OIL SCREEN REF-288.2722	COPELAND
	GKT1000	JUNTA CARCASA ESTATOR *D8-R+D* / END BELL COVER GASKET	COPELAND
	GKT1002	JUNTA CUERPO BOMBA ACEITE *D4+6+8- R+D* / BEARING HOUSING GASKET REF- 2880782	COPELAND
	GKT1003	JUNTA OVALADA GRIFO FIT *D8SK* / GASKET OVAL 87X51X36X1	COPELAND
	GKT1005	JUNTA GRIFO ASPIRACION FIT *4+6 R + CC+CIL+D4SA* / GASKET SUCTION PORT 82.5X64X1.5 2-1/8" REF: 288.0862	COPELAND

	<b>Ralco P/N</b>	<b>Description</b>	<b>Compressor</b>
	GKT1006	JUNTA GRIFO DESCARGA INTERNA FIT *L8+P8+F+M+MQ* /RING GASKET DISCHARGE INTERNAL 82X65X1 REF-590.260 + GKT-15 + GKT-2704 + 020-0006-01+ 130609265	COPELAND
	GKT1007	JUNTA GRIFO ASP. + DESC. FIT *D4+6+8* /RING GASKET SUCTION+DISCHARGE PORT 73X57X1 1-5/8-42MM REF-288.0851+GKT-9007	COPELAND
	GKT1008	SEARCH GKT1007 - JUNTA GRIFO ASP. 73X57X1 8 CIL INTERNA	COPELAND
	GKT1009	JUNTA GRIFO ASPIRACION FIT *F8+D8RJ+DJ+ TRANE E+F* / RING GASKET SUCTION PORT 106X85X1 - 3-1/8" REF-590.250+ GKT44 + GKT-2706 +6L65-1101+372.301-05+06983	COPELAND
	GKT1010	JUNTA PLATO VALVULAS *RA+CC63* / VALVE PLATE GASKET 2-1/2" BORE REINZ AFM-34 REF-2528762	COPELAND
	GKT1011	JUNTA GRIFO ASPIRACION /RING GASKET SUCTION PORT 67X57X1.5 MM D4+6-R	COPELAND
	GKT1014	AISLANTE TERMINAL FUERZA PLACA BORNAS *D9RS+D4+6R+8R* / TERMINAL SEAL POWER 1/4" - 11X6.3X6.7	COPELAND
	GKT1015	AISLANTE TERMINAL CONTROL PLACA BORNAS *D9RS+D4+6+8R* / TERMINAL SEAL CONTROL 9X4.8X8 REF-2043407	COPELAND
	GKT1016	JUNTA OVALADA GRIFO DESCARGA + ASPIRACION + VAL.SEGURIDAD FIT *4+6 R + CC* / GASKET OVAL 96X60X34X1 REF-2880908	COPELAND

	<b>Ralco P/N</b>	<b>Description</b>	<b>Compressor</b>
	GKT1017T	JUNTA TEFLON ROTALOCK *4+6 R + CC* *4H+6G* +*SBO*/ PTFE GASKET 38X35X1.5 REF-2050772 + 1991.419 + 372.200- 04+1991.487	COPELAND
	GKT1020	JUNTA PLATO VALVULAS *D4+6+8- RH+CC68* / VALVE PLATE GASKET 2-11/16 BORE REF-2896.203	COPELAND
	GKT1030	JUNTA PLATO VALVULAS *RJ+RT+CC75* 1.0 MM / VALVE PLATE GASKET 2-15/16 BORE REF-3104241	COPELAND
	GKT1031	JUNTA PLATO VALVULAS *RJ* ESPESOR = 2 MM	COPELAND
	GKT1032	JUNTA GRIFO ASPIRACION EXTERNA + DESCARGA INTERNA FIT *4 + 6 CIL. + 2VC*+*SP6H-500* *SP6L400E* /RING GASKET SUCTION EXTERNAL +DISCHARGE INTERNAL PORT 70X58X1 REF- 550.575+590.790	COPELAND
	GKT1040	JUNTA PLATO VALVULAS *D8SK* SIN ALFONBRILLA / VALVE PLATE GASKET W/O PAD HOLES +SILICON BEADING 1.20 MM	COPELAND
	GKT1041	JUNTA TAPA ASPIRACION *D4+6-R+D + CO2* / GASKET STATOR COVER REF- 288.2802	COPELAND
	GKT1042	JUNTA PLACA BORNAS *D4+6+8-R+D* / TERMINAL PLATE GASKET REF-2880840	COPELAND
	GKT1046	JUNTA PLATO VALVULAS FIT *D8SK* SIN ALFOMBRILLA / VALVE PLATE GASKET WITHOUT PAD D = 80 MM THICKNESS 1 MM	COPELAND

	<b>Ralco P/N</b>	<b>Description</b>	<b>Compressor</b>
	GKT1048	JUNTA PLATO VALVULAS FIT *D6SK+D8SK * CON ALFOMBRILLA / VALVE PLATE GASKET WITH PAD INCLUDED D = 80 MM THICKNESS 1 MM	COPELAND
	GKT1050	JUNTA CULATA *D4+6+8+CC* COMUN / CYLINDER HEAD GASKET REF-6610909	COPELAND
	GKT1051	JUNTA TAPA FONDO CARTER *D4+6+8- R+D+SK* / GASKET BOTTON CRANKCASE COPPA REF-2828882	COPELAND
	GKT1056	JUNTA FILTRO ASPIRACION *4+6CC* 80X53X1 REF-2050556	COPELAND
	GKT1060	JUNTA BOMBA ACEITE *D4+6+8* COMUN	COPELAND
	GKT1061	JUNTA BOMBA ACEITE D4+6R	COPELAND
	GKT1062	JUNTA CULATA DOBLE ETAPA FIT *D6TJ + D6RB* / GASKET 2 STAGE HEAD HIGH 020- 0630-00	COPELAND
	GKT1065	JUNTA METALICA VALVULA SOLENOIDE *D4+6+8* REF-295.4954	COPELAND
	GKT1069	JUNTA CULATA DOBLE ETAPA FIT *TJ+TH+RL+RT+TM* / CYLINDER HEAD GASKET 2 STAGE HP REF- 2975006+3091181 + 020-0632-00	COPELAND
	GKT1070	JUNTA CABEZAL DOBLE ETAPA *D6RL+RT+TM* + *CC-68M*	COPELAND

	<b>Ralco P/N</b>	<b>Description</b>	<b>Compressor</b>
	GKT1071	JUNTA CABEZAL DOBLE ETAPA *D6RB + D6TJ* 020-0631-00	COPELAND
	GKT1072C	ARANDELA COBRE TAPON VACIADO ACEITE *D4+6+8*+*BOCK* / OIL PLUG GASKET 26X20X1.5 REF-05724	COPELAND
	GKT1073	JUNTA FILTRO ASPIRACION *8CC* / GASKET SUCTION FILTER 103X69X1 REF-288.0873	COPELAND
	GKT1078T	JUNTA TORICA TEFLON PISTON DESCARGADOR *D4D+6D+8D*/ GASKET RING PTFE GRANDE D=25.4MM	COPELAND
	GKT1079T	JUNTA TORICA TEFLON PISTON DESCARGADOR *D4+6+8*/ GASKET RING 22.8X20.8X2.3 PTFE PEQUEÑA	COPELAND
	GKT1080T	JUNTA TEFLON DESCARGADOR / UNLOADER PTFE GASKET 32X16X0.8MM	COPELAND
	GKT1081C	ARANDELA COBRE TAPON FILTRO ACEITE *D2+4+6+8* / OIL SCREEN PLUG GASKET 34X28X1.5 REF-2860473 + 3199949	COPELAND
	GKT1088	JUNTA VALVULA SOLENOIDE *D4+6+8 + MC QUAY* / GASKET VALVE SOLENOIDE ALCO REF-283.0378 + 130609258	COPELAND
	GKT1090	JUNTA TAPA SELLO PRENSA *2+4+6 CC*	COPELAND
	GKT1091	JUNTA TAPA SELLO PRENSA *8 CC*	COPELAND
	GKT1097	JUNTA BOMBA ACEITE *SJ+SH+DISCUS* / OIL PUMP GASKET WOLVERINE REF-288.4262	COPELAND












	<b>Ralco P/N</b>	<b>Description</b>	<b>Compressor</b>
	GKT1110	JUNTA PLATO VALVULA DISCUS *DA+DF* / GASKET DISCUS VALVE PLATE	COPELAND
	GKT1120	JUNTA PLATO VALVULA DISCUS *DH+DL* / GASKET DISCUS VALVE PLATE P/N 2881876+2528875 + 2528900	COPELAND
	GKT1130	JUNTA PLATO VALVULA DISCUS *DJ+DT* / GASKET DISCUS VALVE PLATE	COPELAND
	GKT1140	JUNTA CULATA FIJA DISCUS FIT *D4D+6D+8D* / GASKET DISCUS COVER NON UNLOADING	COPELAND
	GKT1141	JUNTA CULATA PARCIALIZADA DISCUS FIT *DA+DH+DJ* / GASKET DISCUS COVER UNLOADING	COPELAND
	GKT1150	JUNTA PLATO VALVULAS DISCUS *DJ+DT- (5)* REMACHES / GASKET DISCUS VALVE PLATE RIVETS	COPELAND
	GKT1151	JUNTA PLATO VALVULAS DISCUS *DH+DL- (5)* REMACHES / GASKET DISCUS VALVE PLATE RIVETS	COPELAND
	GKT1152	JUNTA PLATO VALVULAS DISCUS *DA+DF- (5)* REMANCHES / GASKET DISCUS VALVE PLATE RIVETS	COPELAND
	GKT1200	JUNTA CARCASA ESTATOR *D9+DMR* / GASKET COVER	COPELAND
	GKT1201	JUNTA TAPA FONDO CARTER *D9R+D3D* / BOTTON PLATE GASKET 2993499	COPELAND

	<b>Ralco P/N</b>	<b>Description</b>	<b>Compressor</b>
	GKT1202	JUNTA CUERPO BOMBA ACEITE *D9+D3+DL+PRESCOLD* REF 2948693	COPELAND
	GKT1210	JUNTA PLATO VALVULAS *D9RA* 55.5 MM - 2-3/16 REF-2950463	COPELAND
	GKT1211	JUNTA PLATO VALVULAS *D3SA* 55.5 MM - 2-3/16 REF-	COPELAND
	GKT1220	JUNTA PLATO VALVULAS *D9RC* 60.3 MM	COPELAND
	GKT1221	JUNTA PLATO VALVULAS *D3SC* 60.3 MM	COPELAND
	GKT1225	JUNTA CABEZAL B.T. *D9RT+D9RS*	COPELAND
	GKT1230	JUNTA PLATO VALVULAS *D9RS* 61.9 MM / GASKET VALVE PLATE REF-2845476	COPELAND
	GKT1231	JUNTA PLATO VALVULAS *D3SS* 61.9 MM / GASKET VALVE PLATE REF-3002710	COPELAND
	GKT1232	JUNTA PLATO VALVULAS DOBLE ETAPA *D9TH-750* 61.9 MM / GASKET VALVE PLATE TWO STAGES 6 VALVES REEDS 260.6X152.2X1	COPELAND
	GKT1234	JUNTA TAPA D9RS + OIL SIGHT GLAS GLAND MYCOM *K* 69.5X62X1 CR16500- 02+763000085	COPELAND
	GKT1236	JUNTA OVALADA GRIFO FILTRO OIL *DMRH+ D3D+D9RA+DLHA+C+S* /GASKET OVAL 68X38X22X1 REF-372.707- 01+2993455	COPELAND








	<b>Ralco P/N</b>	<b>Description</b>	<b>Compressor</b>
	GKT1237	JUNTA OVALADA GRIFO DESCARGA + ASPIRACION FIT *D9+DLL+DLSG* / GASKET OVAL DISCHARGE AND SUCTION 96X60X30X1	COPELAND
	GKT1240	JUNTA CULATA FIT *D9RS/ GASKET HEAD TWO NECK	COPELAND
	GKT1241	JUNTA CULATA FIT *D9 RA + RC* / HEAD GASKET	COPELAND
	GKT1242	JUNTA CULATA FIT *D3SA+D3SC+D3SS* / GASKET HEAD TWO NECK REF-3114719	COPELAND
	GKT1243	JUNTA CULATA DOBLE ETAPA *D9TH-750* / GASKET COVER TWO STAGES 261.1X153.2X1	COPELAND
	GKT1244	JUNTA PLACA BORNA *D9RA+C+DMR+DL*	COPELAND
	GKT1251	JUNTA PLATO VALVULAS *D9RD- 750+D9TH-1010* 2 1/8	COPELAND
	GKT1257	JUNTA PLACA BORNAS *D9RS+D3D+D2D*	COPELAND
	GKT1259	JUNTA BOMBA ACEITE *D9RA+RC+DMR+DLHA* REF- 2993488+020-2162-00	COPELAND
	GKT1267	JUNTA COLECTOR DESCARGA *D9R+DL*	COPELAND

	<b>Ralco P/N</b>	<b>Description</b>	<b>Compressor</b>
	GKT1274	JUNTA BOMBA ACEITE *DN+M+D3D+D9R+DLHA* REF-6602642	COPELAND
	GKT1300	JUNTA TAPA ASPIRACION *D3D* (EXAGONAL) / GASKET COVER	COPELAND
	GKT1301	JUNTA RECTANGULAR *D3D*	COPELAND
	GKT1302	JUNTA CIRCULAR CON 3 AGUJEROS *D3D*	COPELAND
	GKT1304	JUNTA RECTANGULAR *D3D*/ GASKET FLAT SQUARE	COPELAND
	GKT1306	JUNTA CIRCULAR *D3D* 54X43X0.75	COPELAND
	GKT1307	JUNTA CIRCULAR *D3D* 43X34X0.75	COPELAND
	GKT1310	JUNTA PLATO VALVULA *D9DA* 2 3/16	COPELAND
	GKT1311	JUNTA PLATO VALVULAS *D3DA-4* / VALVE PLATE GASKET 2-3/16 BORE 2944953	COPELAND
	GKT1312	JUNTA PLATO VALVULA *D3DA-5*	COPELAND


	<b>Ralco P/N</b>	<b>Description</b>	<b>Compressor</b>
	GKT1320	JUNTA PLATO VALVULAS *D9DC* 2 3/8 - 60,3 MM	COPELAND
	GKT1321	JUNTA PLATO VALVULAS *D3DC-4* / VALVE PLATE GASKET 2-3/8 BORE REF-2945058	COPELAND
	GKT1322	JUNTA PLATO VALVULA *D3DC-5* / VALVE PLATE GASKET REF-299.1391	COPELAND
	GKT1330	JUNTA PLATO VALVULAS *D9DS* 2 7/16	COPELAND
	GKT1331	JUNTA PLATO VALVULAS *D3DS-4* / VALVE PLATE GASKET 2-7/16 BORE REF-2945150	COPELAND
	GKT1332	JUNTA PLATO VALVULAS *D3DS-5* 3169231	COPELAND
	GKT1340	JUNTA CULATA DISCUS FIT *D3D* / GASKET CYLINDER HEAD AFM/34 REF-293.7893	COPELAND
	GKT1371	JUNTA CULATA DISCUS *D9D* / HEAD GASKET REF-020-0592-00	COPELAND
	GKT1393	JUNTA CULATA CAPACIDAD *D9D* / HEAD GASKET REF-020-0596-00	COPELAND
	GKT1487	JUNTA PLATO VALVULAS FIT *D2DL+DC+DD* / VALVE PLATE GASKET D = 63 MM - 2-1/2"	COPELAND







	<b>Ralco P/N</b>	<b>Description</b>	<b>Compressor</b>
	GKT1489	JUNTA PLATO VALVULAS FIT *D2DB-500+750* / VALVE PLATE GASKET D = 66 MM - 2-5/8"	COPELAND
	GKT1490	JUNTA CULATA COMUN FIT *D2D* / GASKET HEAD COVER	COPELAND
	GKT1491	JUNTA TAPA PALIER *D2D* / GASKET BEARING HOUSING	COPELAND
	GKT1546	JUNTA PLATO VALVULAS *DMRB + DMRC* / VALVE PLATE GASKET 2-5/8" REF-020-0103-04	COPELAND
	GKT1547	JUNTA PLATO VALVULAS *DMRH* D = 65.10 MM REF-2950430	COPELAND
	GKT1556	JUNTA CULATA FIT *DMRH* / HEAD GASKET REF-2950441	COPELAND
	GKT1566	JUNTA GRIFO ASP. INTER FIT * D3* /GASKET SUCTION INTERNAL PORT	COPELAND
	GKT1700	(21)JUNTA TAPA ASPIRACION *DL+DLE + DLF+ DLJ+DLSG+DLHA* / END COVER GASKET REF 2525138	COPELAND
	GKT1702	JUNTA OVALADA GRIFO DESCARGA FIT *DL* D= 15 MM / GASKET OVAL DISCHARGE SHUT-OFF VAVLE OR MOUTING ADAPETER ROTALOCK VALVE 59X31X18X1 REF 2529947 + 020-0012-00	COPELAND
	GKT1703	JUNTA OVALADA DESCARGA FIT *DLHA* / GASKET OVAL FOR DISCHARGE SHUT-OFF VALVE 94X59X38X1	COPELAND
	GKT1704	JUNTA CULATA FIT *3AJ* / HEAD COVER GASKET 2-1/8"	COPELAND
	GKT1706	JUNTA CULATA FIT *DL+DLE + DLF+ DLJ+DLSG+DLHA+ D2S* / HEAD GASKET REF-GKT-1706+2915168	COPELAND





	<b>Ralco P/N</b>	<b>Description</b>	<b>Compressor</b>
	GKT1713	JUNTA PLATO VALVULAS FIT *3AJ* / VALVE PLATE GASKET 2-1/8"	COPELAND
	GKT1720	JUNTA PLATO VALVULA FIT *DLE* / GASKET BELOW VALVE PLATE D = 44.5 MM REF- 2949709	COPELAND
	GKT1721	JUNTA PLATO VALVULAS FIT *DLL* / VALVE PLATE GASKET D = 60.3 MM REF-2949.732	COPELAND
	GKT1723	JUNTA PLATO VALVULAS FIT *DLSG* / GASKET BELOW VALVE PLATE D = 61.9 MM REF-2949743	COPELAND
	GKT1730	JUNTA PLATO VALVULA FIT *DLF* / GASKET BELOW VAVLE PLATE D = 50.8 MM REF- 2949710	COPELAND
	GKT1740	JUNTA PLATO VALVULA FIT *DLJ* / GASKET BELOW VALVE PLATE D = 54 MM REF:2949721	COPELAND
	GKT1750	JUNTAS PLATO VALVULAS FIT *DLHA* /GASKET BELOW VALVE PLATE D = 61.9 MM REF:2982111	COPELAND
	GKT1758	JUNTA TAPA CARTER *DL+D2D+DMR* / GASKET BOTTON PLATE REF 2729383	COPELAND
	GKT1760	JUNTA OVALADA GRIFO FIT *D2S + D2D+DL* / GASKET OVAL 48.6 X 32.6 X 0.75 2946084	COPELAND
	GKT1770	JUNTA PLATO VALVULAS *D2SA* / GASKET VALVE PLATE D = 61 MM	COPELAND
	GKT1780	JUNTA PLATO VALVULAS *D2SC* / GASKET VALVE PLATE D = 63 MM	COPELAND
	GKT1790	JUNTA PLATO VALVULAS *D2SK* / GASKET VALVE PLATE D = 66 MM	COPELAND





	<b>Ralco P/N</b>	<b>Description</b>	<b>Compressor</b>
	GKT1805	JUNTA PALIER DK	COPELAND
	GKT1806	JUNTA TAPA DE LA BOMBA DK	COPELAND
	GKT1807	JUNTA TAPA ASPIRACION *DK* / END COVER GASKET	COPELAND
	GKT1808	JUNTA CULATA FIT *DK* / HEAD GASKET	COPELAND
	GKT1809	JUNTA PLATO VALVULAS *DKM* / GASKET VALVE PLATE 1-3/8 - 35 MM	COPELAND
	GKT1816	JUNTA TAPA CARTER *DK* / GASKET BOTTON PLATE	COPELAND
	GKT1819	JUNTA PLATO VALVULA *DKJ + DKSJ*	COPELAND
	GKT1829	JUNTA PLATO VALVULA * DKL + DKSL + CT-159D* / VALVE PLATE GASKET 1-7/8 - 47.60 MM	COPELAND
	GKT1900	JUNTA CULATA FIJA FIT STREAM * 4 + 6 CIL* / HEAD GASKET BELOW CYLINDER HEAD REF-300.7464	COPELAND
	GKT1901	JUNTA CULATA PARCIALIZADA + VACIO FIT STREAM * 4 + 6 CIL* /HEAD GASKET UNLOADED + START BELOW CYLINDER HEAD REF-300.4910	COPELAND
	GKT1902	JUNTA CULATA N° 609 FIT STREAM * 4 + 6 CIL* / HEAD GASKET DIGITAL CONVERSION & CONTROL VALVE 2 HOLES NO P/N	COPELAND
	GKT19028	SEARCH RNG1035 - JUNTA VISOR ACEITE FIT STREAM *4 + 6 CIL* / GASKET OIL SIGHT GLASS N-152 REF-2042028	COPELAND









	<b>Ralco P/N</b>	<b>Description</b>	<b>Compressor</b>
	GKT1903	JUNTA OVALADA GRIFO DIGITAL CONVERSION / GASKET OVAL 3 HOLES + MARK NO P/N	COPELAND
	GKT19031	GASKET BELOW VALVE PLATE 0.040 INCH FIT COPELAND *CO2* REF-2953031	COPELAND
	GKT19059	JUNTA OVALADA VALVULA SOLENOIDE CONTROL CAPACIDAD FIT STREAM *4 + 6 CIL* / GASKET OVAL SOLENOID CAPACITY CONTROL 3 HOLES N-574 REF-3005059	COPELAND
	GKT19060	JUNTA OVALADA VALVULA SOLENOIDE ARRANQUE VACIO FIT STREAM *4 + 6 CIL* / GASKET OVAL SOLENOID VALVE START UNLOADED 4 HOLES REF-300.5060	COPELAND
	GKT19064	GASKET BELOW VALVE PLATE 0.038 INCH FIT COPELAND *CO2* REF-2953064	COPELAND
	GKT19097	GASKET BELOW VALVE PLATE 0.034 INCH FIT COPELAND *CO2* REF-2953097	COPELAND
	GKT19140	JUNTA GOMA TAPA PLACA BORNAS FIT STREAM *4 + 6 CIL* / GASKET TERMINAL BOX REF-300.5140	COPELAND
	GKT19251	JUNTA TAPA ASPIRACION FIT STREAM *4 CIL* / GASKET STATOR COVER REF- 288.4251	COPELAND
	GKT19423	GASKET BOTTON PLATE COPELAND *CO2* REF-2836423	COPELAND
	GKT19478	GASKET OIL PUMP COPELAND *CO2* REF- 2836478	COPELAND
	GKT19575	JUNTA PLATO VALVULAS FIT STREM *4MK- 1-35 + 6MK-1-50X* / VALVE PLATE GASKET 0.028" REF-316.7575	COPELAND
	GKT19614	GASKET SET 3 PIECES FOR VALVE PLATE REF-2845614	COPELAND
	GKT19622	JUNTA PLATO VALVULAS FIT STREM *4MK- 1-35 + 6MK-1-50X* / VALVE PLATE GASKET 0.033" REF-316.7622	COPELAND


	<b>Ralco P/N</b>	<b>Description</b>	<b>Compressor</b>
	GKT1963	JUNTA PLATO VALVULAS FIT STREM *4MA-MF* / VALVE PLATE GASKET 0.035" D = 63.5 MM REF-3168103	COPELAND
	GKT19677	JUNTA PLATO VALVULAS FIT STREM *4MK-1-35 + 6MK-1-50X* / VALVE PLATE GASKET 0.038" REF-316.7677	COPELAND
	GKT1968	JUNTA PLATO VALVULAS FIT STREM *4MH-ML* / VALVE PLATE GASKET 0.035" D = 68.3 MM REF-3167826	COPELAND
	GKT1970	JUNTA PLATO VALVULAS FIT STREM *4 + 6 MM-MI* / VALVE PLATE GASKET 0.025" D = 70 MM REF-316.8114	COPELAND
	GKT1975	JUNTA PLATO VALVULAS FIT STREM *4 + 6MJ-MT* / VALVE PLATE GASKET 0.030" D = 75 MM REF-316.7406	COPELAND
	GKT19777	JUNTA EXTERIOR GRIFO ASPIRACION FIT STREAM *4 + 6 CIL* / GASKET SUCTION SHUT OFF VALVE 2-1/8" REF-316.3777	COPELAND
	GKT1980	JUNTA PLATO VALVULAS FIT STREM *4 + 6 MK-MU* / VALVE PLATE GASKET 0.035" D = 80 MM REF-316.7451	COPELAND
	GKT19802	SEARCH GKT1041 - JUNTA TAPA ASPIRACION FIT STREAM * 4 + 6 CIL* / GASKET STATOR COVER REF-288.2802	COPELAND
	GKT19862	SEARCH GKT1005 JUNTA INTERIOR GRIFO ASPIRACION FIT STREAM *4 + 6 CIL* / GASKET SUCTION SHUT OFF VALVE 2-1/8" REF-288.0862	COPELAND
	GKT19912	GASKET SUCTION SHOUT OFF VALVE FIT COPELAND *CO2* REF-2836912	COPELAND
	GKT19926	JUNTA TAPA PALIER FIT * 4 + 6 M* / GASKET HOUSING COVER N-82 REF-301.2926	COPELAND

	<b>Ralco P/N</b>	<b>Description</b>	<b>Compressor</b>
	GKT19935	JUNTA BRIDA CIEGA VALVULA SOLENOIDE CONTROL CAPACIDAD FIT STREAM *4 + 6 CIL* / GASKET BLIND FLANGE SOLENOID CAPACITY CONTROL 2 HOLES REF-322.3935	COPELAND
	GKT19949	JUNTA FILTRO ACEITE FIT STREAM *4 + 6 CIL* / GASKET OIL SCREEN REF-319.9949	COPELAND
	GKT19973	JUNTA TAPA CARTER FIT STREAM *4 + 6 CIL* / GASKET BOTTOM PLATE REF-316.7973	COPELAND
	GKT19989	GASKET DISCHARGE SHUT OFF VALVE FIT COLELAND *CO2* REF-2836989	COPELAND
	GLS1000	VISOR OIL 3 AGUJEROS *D8+6+4 +D9+DM+D2+06E+06B+TRANE-R+HC-100 +MYCOM K* / OIL SIGHT GLASS 3 BOLT 60X7 REF-2482519 + KM39BN-010 + GLS-30+ GLS-3	COPELAND
	GLS1600	CRISTAL OLD *DK+DL+DN+DM* D=26X5.7 MM	COPELAND
	GLS1700	VISOR ACEITE ROSCADO *DK+DL+DN* +*HC-75* / OIL SIGHT GLASS THREADED 1-1/8" - 28 MM REF-2834052**	COPELAND
	GLS1702	CRISTAL SOLO *DLSG+MR* VIEJO 41X9.3 MM	COPELAND
	GRF1000	GRIFO ASPIRACION + DESCARGA PLETINA 2 TORNILLOS X 3/8 ROSCAR *DK* / SERVICE VALVE REF-2837017	COPELAND
	GRF1001	GRIFO ASP. + DESC PLETINA 2 TORNILLOS 1/2 SOLDAR *DKSJ* / SERVICE VALVE SWEAT REF-3806672**	COPELAND
	GRF1002	GRIFO PLETINA 2 TORNILLOS X 1/2 ROSCAR *DKSJ* / SERVICE VALVE FLARE	COPELAND

	<b>Ralco P/N</b>	<b>Description</b>	<b>Compressor</b>
	GRF1003	GRIFO ASPIRACION PLETINA 2 TORNILLOS X 5/8 SOLDAR * DK+DKSJ+DL+DN*/SERVICE VALVE 5/8 SWEAT REF:3806683	COPELAND
	GRF1004	GRIFO PLETINA 2 TORNILLOS X 5/8 ROSCAR *DK+DL+DN* ROSCAR / SERVICE VALVE FLARE REF-283.7028**	COPELAND
	GRF1005	GRIFO ASPIRACION *DL* 7/8" SOLDAR REF-2837039**	COPELAND
	GRF1006	GRIFO DESCARGA ROTALOCK 7/8 SOLDAR *DLHA+D2D + CO2* 4+5 CV REF- 2837164**	COPELAND
	GRF1007	GRIFO SERVICIO 7/8 SOLDAR DMRH*500 REF-2837073**	COPELAND
	GRF1008	GRIFO DESC. D3DA*500 7/8 SOLDAR REF- 2837175**	COPELAND
	GRF1009	GRIFO DESC. 7/8 - S *D9RA+RC500L+D9TK+TL+TH* REF- 2837095**	COPELAND
	GRF1010	GRIFO ASP. 1-1/8 28 MM SOLDAR ASP. DL+CK56 + DESC. 4CC-63+68+L ORIGINAL REF-2837040**	COPELAND
	GRF1012	GRIFO ASPIRACION DN+ DESCARGA DMRH750 1 1/8"- 28 L SOLDAR 2 BOLTS FLANGED REF-2837051**	COPELAND
	GRF1014	GRIFO ROTALOCK 1 1/8 DESC D3DA+DC750+1000+DS + D4DL*1500+D4RL+RJ3000 REF-2837131**	COPELAND
	GRF1015	GRIFO PLETINA 2 TORNILLOS 1 1/8" - 28 MM ASPIRACION D4RA+RH - DESCARGA D9RA750+RC+RS1500 2837108**	COPELAND
	GRF1016	GRIFO PLETINA 2 TORNILLOS 1 3/8" - 35 MM ASPIRACION D9+DMRH-750 +D3 +DESC. D4+CC+PRC750/0105 2837062**	COPELAND




	<b>Ralco P/N</b>	<b>Description</b>	<b>Compressor</b>
	GRF1017	GRIFO 1-3/4X1-3/8" ROTALOCK DESC. *D4DJ+D6RA+RL+RH+RJ+6CC68+75* / ROTALOCK VALVE SWEAT 35 MM 2837120	COPELAND
	GRF1018	GRIFO 1-5/8"- 42MM DESC. OLD L 8 CIL 3.523)-4CC75+6CC68+D4RJ+D6T+ASP D9RS1000+D9T+DMRH+D2D 2837084 + 500.900	COPELAND
	GRF1050	ACOPLAMIENTO GRIFO ROTALOCK *D4+D6+D3D 1-3/4 P/N 2050749	COPELAND
	GRF1062	GRIFO ASPI. 13/8-D2+3+DM+D9	COPELAND
	GRF1084	GRIFO ASPIRACION D9RS-1500	COPELAND
	GRF19019	VALVE ADAPTER FOR ROTALOCK VALVE FIT COPELAND *CO2* REF-2953019	COPELAND
	HD1000	CABEZAL PARCIALIZADO SOLO *D8+6+4R* / UNLOADER CYLINDER HEAD ALONE	COPELAND
	HD1001	CULATA REDUCCION CAPACIDAD D4D/6D VERSION (4) REF. 2888764	COPELAND
	HD1002	CABEZAL PARCIALIZADO COMPLETO *D6SK1-500X* / UNLOADER CYLINDER HEAD ASSY REF-285.2558	COPELAND
	HD1100	CULATA PARCIALIZADA DISCUS *D4+6* + SOLENOIDE + BOBINA / UNLOADER HEAD COVER ASSY. REF- 283.5588	COPELAND
	HD1101	CULATA ALTA SOLA PARCIALIZADA DISCUS *D4D+6D+8D* / TALL BARE CYLINDER HEAD UNLOADING NO P/N	COPELAND
	HD1108	CULATA PARCIALIZADA CON SOLENOIDE *D8DH+DJ* REF-2871535	COPELAND
	HD1109	CULATA PARCIALIZADA COMPLETA *D8DH+DJ* REF-2871579	COPELAND
	HD1118	CULATA PARCIALIZADA DISCUS COMPLETA *D4+6+8-D(5)* ALTA REF-3130.231	COPELAND
	HD1200	CULATA FIJA *D9R*	COPELAND

	<b>Ralco P/N</b>	<b>Description</b>	<b>Compressor</b>
	HD1300	CULATA FIJA FIT *D3D* REF-2941476 - MATERIAL REVISADO	COPELAND
	HD1700	CULATA DL	COPELAND
	HSG1000	CONTRA PALIER *D4+6-R+A+H+J* ALUMINIO / ALUMINIUN HOUSING COVER REF-285.6016	COPELAND
	HSG1001	CONTRA PALIER *D4+6RL* ALUMINIO	COPELAND
	HSG1002	TAPA CONTRAPALIER *D4+6RL+D4+6DL+DT* CON TOMAS ACEITE / HOUSING COVER REF-2886008**	COPELAND
	HSG1008	PALIER CON COJINETE FIT *D8R+S+D* / HOUSING COVER REF-2917540**	COPELAND
	HSG1009	TAPA CONTRAPALIER *2CC-63+68+75* SIN BOMBA / HOUSING COVER WITHOUT PUMP REF-7064270	COPELAND
	HSG1010	TAPA CONTRAPALIER *2+4-CC* / HOUSING COVER REF-7016157**	COPELAND
	HSG1011	TAPA CONTRAPALIER 6CC REF:7016157	COPELAND
	HSG1012	TAPA CONTRAPALIER *8CC-68+75* / HOUSING COVER ASSY. REF-7067473 + 7067484**	COPELAND
	HSG1046	TAPA CONTRAPALIER D6SK	COPELAND
	HSG1100	CONTRAPALIER *D6D* / HOUSING COVER REF-2856016	COPELAND
	HSG1200	CONTRA PALIER *D9R* COJINETE BRONCE / HOUSING COVER REF-2188873**	COPELAND
	HSG1300	CONTRA PALIER *D3D+D9R-4* COJINETE NEW / HOUSING COVER ASSY REF-294- 7327**	COPELAND
	HSG1301	TAPA ESTATOR D3D COD. 2941692	COPELAND

	<b>Ralco P/N</b>	<b>Description</b>	<b>Compressor</b>
	HSG1500	TAPA CONTRAPALIER *DMRH+D2D* / HOUSING COVER REF-2970614**	COPELAND
	HSG1600	TAPA CONTRAPALIER *DNRA+DNRB* / HOUSING COVER REF-2912943**	COPELAND
	HSG1601	TAPA PALIER DNHM NOT AVAILABLE	COPELAND
	HSG1700	TAPA CONTRAPALIER *DLL+DLSG+DLE+DLF+DLJ* / ALUMINIUM HOUSING COVER REF-298.8288	COPELAND
	HSG1701	PALIER ALUMINIO + BOMBA *DL...P* / OIL PUMP ASSY WITH BEARING REF-3092515**	COPELAND
	HSG1750	TAPA CONTRA-PALIER + COJINETE *DLHA* / HOUSING COVER ASSY REF-670.9292**	COPELAND
	HSG1800	PALIER ALUMINIO *DK* ANTIGUO / ALUMINIUM HOUSING COVER REF-2988.277	COPELAND
	HSG1801	PALIER NUEVO *DK...P* + BOMBA / HOUSING COVER OIL PUMP ALUMINIUM CRANKSHAFT MUST HAVE PUMP DRIVE SLOT ON END REF-3092.504	COPELAND
	HTR1000	RESISTENCIA CARTER *4R+6R+CC+4MM+MT* 100W 220 V. L = 125 D = 12.5 1/2" - 14 NPTF / OIL HEATER REF-6610169+3210093	COPELAND
	HTR1001	VAINA RESISTENCIA *D4 + D6D+R* / SLEEVE HEATER WELL REF-6610.181	COPELAND
	HTR1008	RESISTENCIA CURVA *D8+6RJ+6TJ+6MI+MJ+MM+MT* / CRANKCASE HEATER ANGLED DEEP SUMP 200W 220V REF-283.2205+3210208+998-0518-01+518-0006-00	COPELAND
	HTR1_1520	RESIST. 100 W EXTERI 6+4R+9R+T OLD REF-2497311	COPELAND





	<b>Ralco P/N</b>	<b>Description</b>	<b>Compressor</b>
	HTR1_1522	RESIST. - T- 100 W D4+6 NO RJ REF-2479279	COPELAND
	HTR1200	RESISTENCIA CARTER *D2+3+D9 + CO2* / CRANKCASE HEATER 70 W 220V D=10 3/8" 18 NPTF L =112 MM REF-283.4198+4577420+518-0009-01	COPELAND
	HTR1201	VAINA RESISTENCIA CARTER *D2D+D3D+D9R* / SLEEVE HEATER REF-2948091**	COPELAND
	HTR1500	RESISTENCIA CARTER EXTERIOR *DL+DN+DM* / OIL HEATER EXTERNAL 65 W / 220 V REF-2497355	COPELAND
	HTR1700	RESISTENCIA CARTER CORTA *DL+DLSG+D2S* / CRANKCASE HEATER 70W D = 10 MM 3/8" L = 68 MM REF-2834369	COPELAND
	HTR1800	RESISTENCIA CARTER *DK* / OIL HEATER INTERNAL 27W / 220 V REF-2948773**	COPELAND
	HTR1900	RESISTENCIA CARTER FIT STEAM *CC+4+ 6 CIL* / CRANKCASE HEATER 100 W 230 V REF-321.0093+518-0048-00	COPELAND
	HTR1901	VAINA RESISTENCIA FIT STREAM *CC+4+ 6 CIL* / SLEEVE HEATER WELL REF-321.1109+030-0285-00	COPELAND
	INN1002	AISLADOR FENOLICO D4R+6R	COPELAND
	INN1003	AISLADOR FENOLICO D4R+6R	COPELAND
	INN1004	AISLADOR FENOLICO D4R+6R	COPELAND
	INN1012	PLACA AISLADOR 3 AGUJ. D9RS+D8	COPELAND












	<b>Ralco P/N</b>	<b>Description</b>	<b>Compressor</b>
	INN1021	AISLADOR GUIA BORNE 4 AGUJEROS	COPELAND
	INN1026	PLACA AISLADORA 9 AGUJEROS + 4 CONTROL D4+6R	COPELAND
	INN1800	AISLADOR FENOLICO DK	COPELAND
	KEY1000	CHAVETA CIGÜEÑAL FIT *D4 D+R+S+D6 R+S+T+4MF+A+L+J+H+I+T+J+U* REF-2940019	COPELAND
	KEY1001	CHAVETA CIGÜEÑAL FIT *D6 D* REF-2474207	COPELAND
	KEY1008	CHAVETA CIGÜEÑAL FIT *6MU+6MK+D8R+S+D* REF-2947292	COPELAND
	KEY1010	CHAVETA CIGÜEÑAL FIT *4CC* REF-7007137	COPELAND
	KEY1200	CHAVETA CIGÜEÑAL FIT *D3D* / CRANKSHFT KEY REF-204.8946	COPELAND
	KEY1904	CHAVETA CIGÜEÑAL 4 CIL. FIT COPELAND *4MK+6MM+T+J+6+8CC* / CRANKSHAFT KEY REF-205.0658	COPELAND
	KIT1000	JUEGO JUNTAS D4R + D6R + 4+6 CC / GASKET SET REF-2828951 + 2050409 + 7020.047	COPELAND
	KIT1008	JUEGO JUNTAS *D8R+D8S+8CC* / KIT GASKET REF-2830607+2830618	COPELAND
	KIT1010	JUEGO JUNTAS *2CC-63* REF-702-0150	COPELAND
	KIT1046	JUEGO JUNTAS *D6SK-5000* / GASKET SET REF-3107115	COPELAND
	KIT1048	JUEGO JUNTAS *D8SK-7000* / GASKET SET REF-3017115	COPELAND








	<b>Ralco P/N</b>	<b>Description</b>	<b>Compressor</b>
	KIT1100	JUNTAS DISCUS *D4D+D6D* / GASKET SET REF-2831951+2831940	COPELAND
	KIT1108	JUEGO JUNTAS DISCUS *D8D* / SET GASKET REF-2832294	COPELAND
	KIT1200	JUEGO JUNTAS *D9R* / GASKET SET REF- 2495428+2048866	COPELAND
	KIT1250	JUEGO DE JUNTAS FIT *D3SA-750+D3SC- 1000+D3SS-1500*+1000* / GASKET KIT REF-3120456	COPELAND
	KIT1300	KIT JUNTAS *D3D* / GASKET KIT REF- 283.2874	COPELAND
	KIT1301	JUNTAS DISCUS *D9D* / GASKET SET REF- 2831655	COPELAND
	KIT1400	JUEGO JUNTAS *D2D* / GASKET KIT REF- 283.5248	COPELAND
	KIT1500	JUEGO JUNTAS *DMRH* / GASKET SET REF-2495.417	COPELAND
	KIT1600	JUNTAS *DN+DL* / GASKET KIT	COPELAND
	KIT1700	JUEGO JUNTAS *DLL+DLG+LE+LF+LJ* / GASKET SET REF-249.0832	COPELAND
	KIT1720	JUEGO JUNTAS FIT *D2SA+SC+SK* / GASKET SET 2 CIL REF-3120445	COPELAND

	<b>Ralco P/N</b>	<b>Description</b>	<b>Compressor</b>
	KIT1750	JUEGO JUNTAS *DLHA-500* / GASKET SET REF-3092617	COPELAND
	KIT1800	JUEGO JUNTAS *DKL+DKSL+DKM+DKJ+DKSJ+CT 159D* / GASKET SET REF-2490.785	COPELAND
	KIT1904	JUEGO JUNTAS FIT COPELAND 4 CIL *4MA- MF-MH-ML-MI-MM-MJ-MT-MK-MU* / GASKET SET REF-3011070	COPELAND
	KIT1906	JUEGO JUNTAS FIT COPELAND *6MM-MI- MT-MJ-MU-MK* / GASKET SET REF- 3011081	COPELAND
	LCK1000	ARANDELA BLOCAJE ROTOR *4RH + RJ + 6 RJ + D9RS* / ROTOR BOLT LOCK WASHER REF-2041263	COPELAND
	LCK1001	ARANDELA BLOCAJE TORNILLO ROTOR *D9RC+RS+D4RA+RH+D6RA* / ROTOR BOLT LOCK WASHER EXCEPT 40 HP REF- 229.5673	COPELAND
	LCK1008	ARANDELA BLOCAJE ROTOR *D6RJ+D8* REF-305.4675	COPELAND
	LCK1200	ARANDELA BLOCAJE ROTOR DN+D9RC+RA 1-1/8" 71/2 CV	COPELAND
	LCK1203	CLIPS ARANDELA BLOCAJE TORNILLO PLATO	COPELAND
	LCK1500	ARANDELA BLOCAJE ROTOR *DMRH* / ROTOR BOLT LOCK WASHER 1-1/8 7-1/2 CV	COPELAND
	LCK1800	ROTOR RETAINING WASHER *DK*	COPELAND
	MTR1015	ESTATOR D9-1500 P/W 380 V.	COPELAND
	MTR1020	ESTATOR+ROTOR D4-2000 P/W 380 V. 20 CV	COPELAND

	<b>Ralco P/N</b>	<b>Description</b>	<b>Compressor</b>
	MTR1025	ESTATOR+ROTOR D4-2500 P/W 380 V. 25 CV	COPELAND
	MTR1030	ESTATOR+ROTOR D4+6-3000 EWM P/W 380V30CV	COPELAND
	MTR1035	ESTATOR+ROTOR D6-3500 P/W 380 V. 35 CV	COPELAND
	MTR1040	ESTATOR+ROTOR D6-4000 P/W 380 V. 40 CV	COPELAND
	MTR1050	ROTOR COPELAND 50 CV. 164X216X41.25	COPELAND
	MTR1625237003	ROTOR OLD COPELAND 40+35 CV D=38.1 MM KEY= 6.375 MM	COPELAND
	MTR1625237004	ROTOR NEW COPELAND 40+35 CV D= 41.2 MM KEY= 9.5 MM	COPELAND
	NUT1000	KIT 25 TUERCAS 1/4 SAE TERMINA	COPELAND
	PAD1000	ALMOHADA ASPIRACION *DL+DN+DM+9R+D4RA+6RH* / CRIMP PAD SUCTION VALVE LEAF REF-2046.031	COPELAND
	PAD1030	ALMOHADA SOPORTE 1 LAM ASPIRACION TEFLON NEGRO *RJ* / PAD SINGLE VALVE REED LEAF	COPELAND
	PAD1031	ALMOHADA SOPORTE 2 LAMINAS ASPIRACION *RJ* / PLASTIC SPACER CRIMP PAD	COPELAND
	PAD1040	ALMOHADA METALICA LAMINA ASPIRACION *SK* / METAL SPACER CRIMP PAD	COPELAND
	PAD1099	PAD UNKNOWN TYPE COPELAND	COPELAND
	PAD1200	ALMOHADA SOPORTE VALVULA ASPIRACION *D9RS* / SUCTION VALVE PAD	COPELAND

	<b>Ralco P/N</b>	<b>Description</b>	<b>Compressor</b>
	PAD1600	ALMOHADA SOPORTE LAMINA ASPIRACION *DNHM* / CRIMP PAD REF- 2914212	COPELAND
	PAD1720	ALMOHADA LAMINA ASPIRACION *DLE+DLF+DLJ* / PAD SUCTION VALVE	COPELAND
	PAD1750	ALMOHADA LAMINA ASP. DLHA	COPELAND
	PAD1800	ALMOHADA SOPORTE LAMINA ASPIRACION *DK* / CRIMP PAD	COPELAND
	PIN1000	BULON FIJACION VALVULA ASPIRACION + DESCARGA *RA+RH* +*D2S* / VALVE REED PIN 2.38X8.3MM	COPELAND
	PIN1001	BULON FIJACION VALVULA ASPIRACION *RJ* SOLO / SUCTION VALVE REED PIN 3.17X9.5	COPELAND
	PIN1002	BULON FIJACION VALVULA DESCARGA + ASPIRACION *RJ+06E* / DISCHARGE & SUCTION VALVE PIN 2.38X10.8 LISO REF- 7J16032 + 17-40057-00 + 06EA501-012	COPELAND
	PIN1010	BULON *D4+6RA+DMRH+D2D* / PISTON PIN 3/4X2.085 19X14.4X52.5 MM.	COPELAND
	PIN1020	BULON *RH+CC-68* / PISTON PIN 3/4X2.241 19X14.4X56.7 MM.	COPELAND
	PIN1030	BULON *RJ+DJ+CC75* / PISTON PIN 3/4 19X14.4X62.4 MM	COPELAND
	PIN1040	BULON PISTON *D8SK* / PISTON PIN 19.9X12.7X67.6 MM	COPELAND

	<b>Ralco P/N</b>	<b>Description</b>	<b>Compressor</b>
	PIN1041	BULON FIJACION VALVULA ASPIRACION + DESCARGA *SK* / VALVE REED PIN 2.38X8.3MM	COPELAND
	PIN1050	BULON SUJECION PLATO VALVULAS *RJ* / VALVE PLATE DOWEL PIN 1/4"X7/8"	COPELAND
	PIN1100	BULON SUJECION VALVULA DISCUS *D3+4+8D+D3D* ASPIRACION COMUN / SUCT. VALVE DISCUS PIN TAB TYPE 2.38X12.7 MM	COPELAND
	PIN1150	BULON SUJECION PLATO VALVULAS D4D+ D6D+D8D+D4D	COPELAND
	PIN1210	BULON *D9RA+DNRB+DNHM+DLJ* / PISTON PIN 19X14.4X45 MM	COPELAND
	PIN1220	BULON *DLL+DNRA+D9RC+TL+D3DC* / PISTON PIN 19X14.4X48.2 MM	COPELAND
	PIN1230	BULON *D9RS+DLSG+DLHA+D3DS* / PISTON PIN 19X14.4X51.3 MM	COPELAND
	PIN1250	BULON SUJECION PLATO VALVULAS *D9R+DN* / VALVE PLATE DOWEL PIN 5/16"X3/4"	COPELAND
	PIN1720	BULON 3/4 *DLE + DLF* / PISTON PIN 3/4 19X14.4X33	COPELAND
	PIN1800	BULON PISTON 1/2 - *DKM-50+75* / PISTON PIN 12.6X27.0	COPELAND


	<b>Ralco P/N</b>	<b>Description</b>	<b>Compressor</b>
	PIN1810	BULON 1/2 - *DKJ-75+100* / PISTON PIN 12.6X30.2	COPELAND
	PIN1820	BULON 5/8 *DKL+DKSL* / PISTON PIN 15.8X10.5X39.0	COPELAND
	PIN1830	BULON FIJACION VAL. DESC. DK	COPELAND
	PIN1840	BULON 5/8 * DKSJ* / PISTON PIN 15.8X10.5X30.2	COPELAND
	PIN1975	BULON ** / PISTON PIN 3/4 19X14.4X62.4 MM TO FIT COPELAND 4MT1-22X 4MJ1- 33X 6MT1-35X 6MJ1-45X NO P/N	COPELAND
	PLT1010	PLATO VALVULAS *D4+6RA+SA+RB+CC63* LADO ALTA / VALVE PLATE ASSY 4X14.2+4X14.2+25.4 REF-3805760+998066152	COPELAND
	PLT1012	PLATO VALVULAS B.T. *D4+6RA+RF+SF- 1000+2000+CC-63L* / VALVE PLATE ASSY 4X12.6+4X14.2+25.4 REF-3805.759	COPELAND
	PLT1014	PLATO VALVULAS *D6TA-1500-DERECHO* (CIEGO) / VALVE PLATE ASSY RIGHT REF- 2835828**	COPELAND
	PLT1016	PLATO VALVULAS *D6TA-1500-CENTRO* CON VSG / VALVE PLATE ASSY REF- 2835839**	COPELAND
	PLT1020	PLATO VALVULAS *RH + SH + CC- 68+D6RK* (IZQUIERDO) ALTA / VALVE PLATE ASSY. 14.2X6-16X4-25.4-8 REF- 3805782+3099130+998066151	COPELAND





	<b>Ralco P/N</b>	<b>Description</b>	<b>Compressor</b>
	PLT1022	PLATO VALVULAS *D4+6 RL+ SL+TM+CC68-L+M* / VALVE PLATE ASSY. LOW TEMP. REF-3805771+998066149	COPELAND
	PLT1024	PLATO VALVULAS *D6TH-2000-DERECHO* / VALVE PLATE ASSY RIGHT SIDE LP REF- 3807164**	COPELAND
	PLT1026	PLATO VALVULAS BAJA CENTRAL *D6TH- 2000* / VALVE PLATE ASSY MIDDLE SIDE REF-380.7175**	COPELAND
	PLT1030	PLATO VALVULAS *RJ+SJ+CC75+TJ- IZQUIERDO* ALTA / VALVE PLATE ASSY 14.2X6-18.9X4-28.5-8 REF-380.5806	COPELAND
	PLT1032	PLATO VALVULAS *D4+D6RT-3000 + CC- 75L+ST* / VALVE PLATE ASSY. 4X11.9+4X19+25.40-8 REF-3805793	COPELAND
	PLT1034	PLATO VALVULAS DERECHO. BAJA *D6TJ- CENTRO BAJA* (CIEGO) / VALVE PLATE RIGHT REF-380.7197	COPELAND
	PLT1036	PLATO VALVULAS *D6TJ-CENTRO. BAJA* CON VALVULA / VALVE PLATE ASSY MIDDLE REF-380.7200+998066157	COPELAND
	PLT1040	PLATO VALVULAS *D8SK-6000+7000* / VALVE PLATE WITH METAL PAD & SUCTION SPRING VALVE ASSY 14.5X6- 21X4-6.3 REF-3107104	COPELAND
	PLT1042	PLATO VALVULAS *D6SK-1 + D8SK-2+3* 14.5X6-21X4-6.3 REF-312.1595	COPELAND
	PLT1100	PLATO VALVULAS 4 HOLES. *DA+DH+DJ*DT+DL+DF / VALVE PLATE ASSY. DISCUS BLIND TYPE HP REF- 2835.500 + 998-1661-27+2831939	COPELAND





	<b>Ralco P/N</b>	<b>Description</b>	<b>Compressor</b>
	PLT1101	PLATO VALVULAS 3 HOLES B.T. *DF+DL+DT* / L.T. DISCUS VALVE PLATE ASSY BLIND TYPE REF-2835486	COPELAND
	PLT1105	PLATO VALVULAS PARCIALIZADO 4 HOLES HP *DA+DH+DJ+DT* / UNLOADING VALVE PLATE REF-2835511 + 998-1661- 28+2832078	COPELAND
	PLT1106	PLATO VALVULAS DISCUS PARCIALIZADO D(3) BAJA 3 HOLES *DL+DT* 283.5497	COPELAND
	PLT1110	PLATO VALVULAS DISCUS (5-6) ALTA 4 AGUJEROS CON REMACHES / PLAQUE A CLAPETS DISCUS (5-6) DA- 2000+DH+DJ+DT+DL HP 4 TROX RIVETS 3130162+3139750+998266126	COPELAND
	PLT1111	PLATO VALVULA DISCUS (5) BAJA 3 AGUJEROS *DA-1000+DF+DL+DT* / VALVE PLATE ASSY 3 HOLES L.T. RIVET REF- 3130173	COPELAND
	PLT1115	PLATO VALVULAS DISCUS (5-6) PARCIALIZADO ALTA 4 AGUJEROS CON REMACHES / UNLOADING VALVE PLATE ASSY (5) HP 4 HOLES RIVETS 3130.140+3139749	COPELAND
	PLT1116	PLATO VALVULA DISCUS (5) PARCIALIZADO BAJA 3 AGUJEROS *DF+DL+DT* / UNLOADING VALVE PLATE ASSY 3 HOLES L.T. RIVET REF-3130151	COPELAND
	PLT1150	SOPORTE B.T. 3 HOLES PLATO VALVULAS DISCUS *DL+DT+D3* / LOW TEMP. BACKER VALVE STOPPER	COPELAND
	PLT1170	SOPORTE 4 AGUJEROS *DA+DH+DJ+D3* / VALVE STOPPER BACKER 4 HOLES HIGH TEMPERATURE	COPELAND
	PLT1210	PLATO VALVULAS *D9RA500L+RC500L+RC750L* / VALVE PLATE ASSY REF-218.8691+998066109	COPELAND


	<b>Ralco P/N</b>	<b>Description</b>	<b>Compressor</b>
	PLT1220	PLATO VALVULAS *D9RA500+750+RC-750+1000* / VALVE PLATE ASSY 14.2X6-14.2X6-8 REF-204.8957+998-0661-08	COPELAND
	PLT1230	PLATO VALVULAS *D9RS-1000+1500* / VALVE PLATE ASSY 14.2X6-11.1X3-14.2X6-8 REF-2049.369+998-0661-45	COPELAND
	PLT1231	PLATO VALVULAS *D9RS-1000L* / VALVE PLATE ASSY REF-251.1420++998-0661-41	COPELAND
	PLT1236	PLATO VALVULAS *D9TK+TL+TH-750+D9RS-1-750* 7.5 CV / VALVE PLATE ASSY. 14.2X4-14.2X6-8 *GENUINE* REF-205.0976+998-0661-36	COPELAND
	PLT1280	PLATO VALVULAS FIT *D3SA-750-500 + D3SC-1000-750 + D3SS-1500-1000* / VALVE PLATE ASSY. 10.5X6-14X6-6.20 REF-3127.537 + 3120.434	COPELAND
	PLT1300	PLATO VALVULAS STANDARD D3DA(4)-750 + DC1000 + DS1500 4 HOLES REF-283.2863+998-1661-43 VERSION ANTIGUA - OLD VERSION	COPELAND
	PLT1301	PLATO VALULAS *BT* D3DA*4*500+DC*4*750+DS*4*1000 / VALVE PLATE ASSY 3HOLES OLD DESIGN REF-283-2852+998-1661-30	COPELAND
	PLT1302	PLATO VALVULAS *D3DS-4-150* - CABEZAL CON DESCARGADOR (CHIMENEAS) REF-2822.863 + 3807.459	COPELAND
	PLT1310	PLATO VALVULAS COMUN CON REMACHES *D3DA(5) +DC(5) +DS(5)* + *3DS3F46KO* / VALVE PLATE ASSY WITH RIVETS 4 HOLES REF-2998.610 + 299.609+3196893+998-2661-43	COPELAND




	<b>Ralco P/N</b>	<b>Description</b>	<b>Compressor</b>
	PLT1311	PLATO VALVULAS BT *D3DA(5)-500+DC(5)-750+DS(5)-1000+D3 DST-0750-FTD-253 WITH RIVETS 3 HOLES REF-2998609	COPELAND
	PLT1318	PLATO VALVULAS PARCIALIZADO *D3DA(5)-750+DC(5)-1000+DS(5)-1500* CON REMACHES 4 HOLES REF-2999215**	COPELAND
	PLT1319	PLATO VALVULAS PARCAILIZADO (3 CHIMENEAS) D3DC-1000 COD. 29999191	COPELAND
	PLT1320	PLATO VALVULAS PARCIALIZADO (3 CHIMENEAS) DE BAJA D3DC(5)-75XL COD. 2999179+2999248	COPELAND
	PLT1321	PLATO VALVULAS *D3DA-500L+DC-750L* REF-283-3526+3807415	COPELAND
	PLT1322	PLATO VALVULAS *D3DS-1000L* REF- 2833515	COPELAND
	PLT1330	PLATO VALVULAS *D3DA-750H* REF-283- 3504+3807437	COPELAND
	PLT1331	PLATO VALVULAS *D3DC-750H+DC- 1000H* REF-283-3491	COPELAND
	PLT1332	PLATO VALVULAS *D3DS-1000H+1500H REF-283.3480	COPELAND
	PLT1340	PLATO VALVULAS *D3DA-500H* REF-283- 4314+3807426	COPELAND
	PLT1400	PLATO VALVULAS DISCO *D2DL-400 + 750* / VALVE PLATE ASSY REF-2835260	COPELAND
	PLT1410	PLATO VALVULAS *D2DC-500 + D2DD-500 + D2DL-3-750 + D2DB-750* / VALVE PLATE ASSY. GENUINE MATERIAL REF- 283.5259+998-1661-29	COPELAND
	PLT1420	PLATO VALVULAS DISCUS *D2DB-500* / VALVE PLATE ASSY REF-2835.271 *MATERIAL ORIGINAL*	COPELAND

	<b>Ralco P/N</b>	<b>Description</b>	<b>Compressor</b>
	PLT1500	PLATO VALVULAS *DMRH-500+750* / VALVE PLATE ASSY. 14.2X4-14.2X4-8 REF-2495.439998-0661-17+998-0661-50	COPELAND
	PLT1501	PLATO VALVULAS *DMRH-500L* SOLO / VALVE PLATE ASSY. REF-248-1572	COPELAND
	PLT1510	PLATO VALVULAS FIT *D2SA-450 /550+ D2SC-550/650* / VALVE PLATE ASSY 9.5X6-15X4-6 REF-3120401+3130764	COPELAND
	PLT1520	PLATO VALVULAS FIT *D2SK-650* / VALVE PLATE ASSY. 9.5X6-17X4-6 REF-3120412	COPELAND
	PLT1600	PLATO VALVULAS *DNHA+HB* / VALVE PLATE ASSY REF-248-1572**- NO DISPONIBLE	COPELAND
	PLT1601	PLATO VALVULAS DNHM - 603 NOT AVAILABLE ANY MORE	COPELAND
	PLT1700	PLATO VALVULAS *DLL+DLSG+DNRA+B+LLP* / VALVE PLATE ASSY. 9.5X4-14.2X4-8.0T REF-2490843+998-0661-59+998-0661-58	COPELAND
	PLT1720	PLATO VALVULAS *DLE+DLF+DLJ+D2S200* / VALVE PLATE ASSY 12.5X2-14.2X4-6 REF-283.0345+2488788+2490810	COPELAND
	PLT1721	PLATO VALVULAS *DLE+DLF+DLJ* SIN SOPORTE VALVULA DESCARGA / VALVE PLATE WITHOUT RETAINERS VALVE REED	COPELAND
	PLT1750	PLATO VALVULAS *DLHA-500* / VALVE PLATE ASSY REF-309.2606**	COPELAND
	PLT1800	PLATO VALVULAS *DK-75+DKJ-100+DKSJ-150+DKL-200+CT-159-D* / VALVE PLATE ASSY. 9.6X2-11.2X2-6 REF-249.0774+988-0661-17+998-0661-50	COPELAND



	<b>Ralco P/N</b>	<b>Description</b>	<b>Compressor</b>
	PLT1801	PLATO VALVULAS *DKM-50+DKJ-75+DKSJ-100+DKL-150* PARA B.T. / VALVE PLATE LOW TEMPERATURE 6.5X2-11.3X2-6	COPELAND
	PLT1970	PLATO VALVULAS FIT STREAM *4MA + 4MH + 4MI+ 4MJ + 6MI + 6MJ*/ VALVE PLATE ASSEMBLY 71.5 + 75.7 MM BORE H.T. REF-301.0419+3232933	COPELAND
	PLT1971	PLATO VALVULAS FIT STREAM *4MF + 4ML + 4MM+ 4MT + 6MM + 6MT*/ VALVE PLATE ASSEMBLY 71.5 + 75.7 MM BORE L.T. REF-301.0408+3232944	COPELAND
	PLT1975	PLATO VALVULAS PARCIALIZADO FIT STREAM *4MA + 4MH + 4MI+ 4MJ + 6MI + 6MJ*/ VALVE PLATE ASSEMBLY CAPACITY CONTROL 71.5 + 75.7 MM BORE H.T. REF-301.0453+3010497	COPELAND
	PLT1976	PLATO VALVULAS PARCIALIZADO FIT STREAM *4MF + 4ML + 4MM+ 4MT + 6MM + 6MT*/ VALVE PLATE CAPACITY CONTROL ASSEMBLY 71.5 + 75.7 MM BORE L.T. REF-3010442+3010486	COPELAND
	PLT1980	PLATO VALVULAS FIT STREAM *4MK-1-35X + 6MK1-50X* / VALVE PLATE ASSY. H.T. BORE 80.60MM REF- 3010431+3232911	COPELAND
	PLT1981	PLATO VALVULAS FIT STREAM *4/6MU / VALVE PLATE ASSY. 80.6 MM BORE L.T. REF- 3010420+3232922	COPELAND
	PLT1985	PLATO VALVULAS PARCIALIZADO FIT STREAM *4MK-1-35X + 6MK1-50X* / VALVE PLATE CAPACITY CONTROL ASSY. H.T. 80.6 MM BORE REF-3010475+3010511	COPELAND
	PLT1986	PLATO VALVULAS PARCIALIZADO FIT STREAM *4/6MU / VALVE PLATE CAPACITY CONTROL ASSY. 80.6 MM BORE L.T. REF-3010464+3010500	COPELAND

	<b>Ralco P/N</b>	<b>Description</b>	<b>Compressor</b>
	PLU1000	TAPON MAGNETICO *D 4 + 6 + 8+R+D* ROSCA 1-1/8 " / MAGNETIC PLUG	COPELAND
	PLU1001	TAPON MAGNETICO PEQUEÑO *D4+6+8* ROSCA 1" / MAGNETIC PLUG	COPELAND
	PLU1003	TAPON VACIADO 1 1/8 CON TOMA DE 1/4 PARA GRIFO	COPELAND
	PLU1009	TAPON CIGÜEÑAL COPELAND + TRANE / MAGNETIC PLUG 1/4" - 18 PLU-10	COPELAND
	PLU1010	TAPON PARA BOMBA SENTRONIC CUANDO SE ANULA EL CONTROL SENTRONIC / KIT SENTRONIC PUMP PLUG	COPELAND
	PLU1200	TAPON MAGNETICO PEQUEÑO D9 / MAGNETIC PLUG	COPELAND
	PLU1700	TAPON TOPE PALIER DL	COPELAND
	PLU1701	TAPON CIGÜEÑAL *K + DL* / CRANKSHAFT PLUG REF-2916901	COPELAND
	PLU1801	TAPON + MUELLE TOPE PALIER ALUMINIO *DK*	COPELAND
	PMP1000	BOMBA ACEITE *4+6+8R+CC+D9R* / OIL PUMP ASSY. ENGLISH TYPE 3 BOLTS REF- 3121.722	COPELAND
	PMP1001	BOMBA ACEITE *DMR+D9+D4+D6D+D8 +D3+D2D+D2S+DLHA- 4MF+6MK * / OIL PUMP 6 BOLTS COVER + PRESSURE SENSOR PORT REF-2832761 + 3236877	COPELAND
	PMP1020	SENSOR FOR SENTRONIC CONTROL SYSTEM OIL PUMP 998-0162-00	COPELAND
	PMP1021	ADAPTER RINGS OIL PUMP COPELAND *MR+D9R+D2D+D3D+D2R+D4+6+8-	COPELAND

	<b>Ralco P/N</b>	<b>Description</b>	<b>Compressor</b>
		R+D*	
	PMP1750	BOMBA ACEITE *DLHA-500* / OIL PUMP REF-3092.628**	COPELAND
	PMP1900	VER PMP1001 BOMBA ACEITE FIT STREAM *4 + 6 CIL* / OIL PUMO ASSY. REF. 323.6877	COPELAND
	PRA1110	BIELA + PISTON DISCUS *DA + DF* / CONN. ROD + PISTON ASSY. D = 63.50 MM	COPELAND
	PRA1120	BIELA + PISTON DISCUS *DH + DL* / CONN. ROD. + PISTON ASSY. D = 68.30 MM	COPELAND
	PRA1130	BIELA + PISTON DISCUS *DJ + DT* / CONN. ROD. + PISTON ASSY. D = 74,70 MM	COPELAND
	PRA1210	BIELA + PISTON *D9RA*	COPELAND
	PRA1220	BIELA + PISTON *D9RC*	COPELAND
	PRA1230	BIELA + PISTON *D9RS*	COPELAND
	PRA1310	BIELA + PISTON DISCUS *D3DA* / CONN. ROD + PISTON ASSY. D= 55.50 MM	COPELAND
	PRA1330	BIELA + PISTON DISCUS *D3DS* / CONN. ROD + PISTON ASSY. D= 61.90 MM	COPELAND
	PRA1401	BIELA + PISTON DISCUS *D2DL-400+750* / ROD + PISTON ASSY. D = 63.60 H = 17.4	COPELAND
	PRA1500	KIT 2 BIELA + PISTON COPELAND *D2SA- 1-55X* REF-3127504**	COPELAND
	PRA1600	BIELA + PISTON ACERO *DNHA-303+503* REF-291.6570	COPELAND
	PRA1601	BIELA + PISTON ACERO *DNHB-253+403* REF-291.6489	COPELAND
	PRA1710	BIELA + PISTON *DLSG*	COPELAND
	PRA1750	BIELA PISTON *DLHA* REF-670.7570	COPELAND

	<b>Ralco P/N</b>	<b>Description</b>	<b>Compressor</b>
	PRA1770	SET 2 BIELAS PISTON *D2SC-1-* 61 MM REF-	COPELAND
	PRA1780	SET 2 BIELAS PISTON *D2SC-1-65* 63 MM REF- 3120285	COPELAND
	PRA1790	SET 2 BIELAS PISTON *D2SK-1-65* 66 MM REF- 3120296	COPELAND
	PRA1810	BIELA + PISTON *DKJ* 1/2"	COPELAND
	PRA1900	BIELA + PISTON COPELAND CO2 / PISTON CONN ROD ASSY. 2 UNITS PER SET REF.2836309	COPELAND
	PRA1970	BIELA + PISTON + BULON FIT COPELAND *6DG+6DM+6DN+4DE+4MM+4ML+6MM +6ML* / PISTON + PIN + CONN. ROD 2- 13/16 =71.4 X17.3 X2P1.58 DOME 32.5 -190567 REF-3001986	COPELAND
	PRA1980	BIELA + PISTON COMPLETO FIT COPELAND *4MU1-25X + 4MK1-35X + 6MU1-40X + 6MK1-50X + * / PISTON + PIN + CONN. ROD ASSY. DOME 32.2 REF- 300.9200	COPELAND
	PST1010	PISTON + BULON *RA+ RB+CC-63* +*SF* / PISTON + PIN 2-1/2-63.3X14.5X44 REF- 2833.888	COPELAND
	PST1010X020	PISTON + BULON RA + 0.50 MM SOBREMEDIDA	COPELAND
	PST1010X030	PISTON + BULON RA + 0.75 MM SOBREMEDIDA	COPELAND
	PST1020	PISTON + BULON *D4+6RH+SH+RL+TM+CC68* 1.58 MM / PISTON + PIN 2-11/16-68.1X17.7X44.2 REF-2833899	COPELAND
	PST1020X020	PISTON + BULON RH + RL RAN = 1.58 MM + 0.50 MM SOBREMEDIDA	COPELAND



	<b>Ralco P/N</b>	<b>Description</b>	<b>Compressor</b>
	PST1020X030	PISTON + BULON *RH+RL* RAN = 1.58 MM + 0.75 MM / 2 11/16 PISTON + PIN OVERSIZE 030	COPELAND
	PST1021	PISTON + BULON *D8RH+RL+8CC68* RANURA 3.17 MM / PISTON + PIN 2-11/16-68.1X17.7X44.2-3.17 1/8"	COPELAND
	PST1021X020	PISTON + BULON D8RH+RL+8CC68 3.17 MM +0.5 MM SOBREMEDIDA	COPELAND
	PST1021X030	PISTON + BULON D8RH 3.17 MM + 0.75 MM SOBREMEDIDA	COPELAND
	PST1030	PISTON + BULON *D4+6 RJ+SJ+RT+RR+CC-75* 2 RAN = 1.58 MM / PISTON + PIN 2-15/16"-74.5X17.5X44	COPELAND
	PST1030X020	PISTON + BULON RJ RAN = 1.58 MM + 0.50 MM SOBREMEDIDA	COPELAND
	PST1030X030	PISTON + BULON RJ RAN = 1.58 MM + 0.75 MM SOBREMEDIDA	COPELAND
	PST1031	PISTON + BULON *D8RJ+RT+8CC-75* RAN. = 3.17 MM / PISTON+ PIN ONLY 2-15/16-74.5X17.5X44-3.17 1/8 REF-2831382	COPELAND
	PST1031X020	PISTON + BULON D8RJ+RT+8CC75 RAN = 3.17 MM + 0.5 MM SOBREMEDIDA / OVERSIZE 020	COPELAND
	PST1031X030	PISTON + BULON D8RJ RAN = 3.17 MM + 0.75 MM SOBREMEDIDA	COPELAND






	<b>Ralco P/N</b>	<b>Description</b>	<b>Compressor</b>
	PST1040	PISTON + BULON *D6SK+D8SK-7000* / PISTON + PIN 80.6X16.8X48.2 MM	COPELAND
	PST1040X020	PISTON + BULON *D8SK* + 0.50 MM / PISTON + PIN OVERSIZE 020	COPELAND
	PST1110	PISTON + BULON DISCUS *D4+6 DA+DF + 4MF + 4MA* / PISTON + PIN 2-1/2- 63.3X14.3X43.7X2X1.58 REF: 3009164	COPELAND
	PST1110X020	PISTON + BULON DISCUS D4+6DA+DF + 0.50 MM SOBREMEDIDA	COPELAND
	PST1120	PISTON + BULON DISCUS *D4+6DH+DL+4ML-4MH* 1.58MM / PISTON + PIN DISCUS 2-11/16 - 68.1X17.5X43.9	COPELAND
	PST1120X020	PISTON + BULON DISCUA D4+6DH+DL + 0.5 MM SOBREMEDIDA	COPELAND
	PST1120X030	PISTON + BULON DISCUS D4+6DH+DL + 0.75 MM SOBREMEDIDA	COPELAND
	PST1121	PISTON + BULON DISCUS *D8DH+DL* RAN = 3.17 MM / PISTON AND PIN 2- 11/16-68.1X17.5X43.9-3.17-1/8	COPELAND
	PST1121X020	PISTON + BULON DISCUS D8DH+DL RAN = 3.17 MM + 0.50 MM SOBREMEDIDA	COPELAND
	PST1121X030	PISTON + BULON DISCUS D8DH+DL RAN = 3.17 MM + 0.75 MM SOBREMEDIDA	COPELAND

	<b>Ralco P/N</b>	<b>Description</b>	<b>Compressor</b>
	PST1130	PISTON + BULON DISCUS *D4+6DJ+DT* 2 RAN = 1.58 MM. / PISTON + PIN DISCUS 2-15/16 - 74.5X17.4X43.8-1/16	COPELAND
	PST1130X020	PISTON + BULON DISCUS D4+6DJ+DT RAN = 1.58 MM + 0.50 MM SOBREMEDIDA	COPELAND
	PST1130X030	PISTON + BULON DISCUS D4+6DJ+DT RAN = 1.58 MM + 0.75 MM SOBREMEDIDA	COPELAND
	PST1131	PISTON + BULON DISCUS *D8DJ+DT* RAN = 3.17 MM / PISTON + PIN DISCUS 2-15/16-74.5X17.4X43.8-1/8 REF-	COPELAND
	PST1131X020	PISTON + BULON DISCUS D8DJ+DT RAN = 3.17 MM + 0.5 MM SOBREMEDIDA	COPELAND
	PST1131X030	PISTON + BULON DISCUS D8DJ+DT RAN = 3.17 MM + 0.75 MM SOBREMEDIDA	COPELAND
	PST1210	PISTON + BULON 2 RANURAS *D9RA-500L+750+D3SA* / PISTON + PIN 2-3/16-55.4X23.7X53.4MM	COPELAND
	PST1220	PISTON + BULON 2 RAN *DLL+D9RC+D3SC+CT215D* / PISTON + PIN 2-3/8X60.2X24.1X50.4 MM	COPELAND
	PST1220X020	PISTON + BULON *DLL+D9RC* + 0.5 MM SOBREMEDIDA	COPELAND
	PST1220X030	PISTON + BULON *DLL+D9RC* + 0.75 MM SOBREMEDIDA	COPELAND

	<b>Ralco P/N</b>	<b>Description</b>	<b>Compressor</b>
	PST1230	PISTON + BULON 2 RAN. *D9RS + D3SS* / PISTON PIN 2-7/16X61.8X17.9X50.6 MM	COPELAND
	PST1230X020	PISTON + BULON *D9RS-1500* + 0.50 MM SOBREMEDIDA	COPELAND
	PST1231	PISTON + BULON *D9RS-1-750+D9TH-1010* B.T. CON 2 VAL-1020 / PISTON + PIN 2-7/16X61.8X17.9X47.2	COPELAND
	PST1310	PISTON + BULON DISCUS *D3DA+D9DA* 2-3/16- 55.4X23.5X53.4 MM 2 RANURAS	COPELAND
	PST1310X020	PISTON + BULON DISCUS *D3DA+D9DA* +0.50 MM SOBREMEDIDA	COPELAND
	PST1320	PISTON + BULON DISCUS *D3DC+D9DC + D3DB* 2 RANURA / PISTON + PIN 2-3/8 - 60.2X24.1X58	COPELAND
	PST1320X020	PISTON + BULON DISCUS *D3DC+D9DC* +0.5MM SOBREMEDIDA	COPELAND
	PST1330	PISTON + BULON DISCUS 2 RAN *D9DS+D3DS* / PISTON+PIN 2-7/16 - 61.8X17.6X47.0	COPELAND
	PST1330X020	PISTON + BULON DISCUS *D3DS+D9DS* +0.5MM SOBREMEDIDA	COPELAND
	PST1400	PISTON + BULON DISCUS *D2DD-500* D= 63 MM - 2-1/2" C= 35 / PISTON + PIN DISCUS REF-3808.316	COPELAND






	<b>Ralco P/N</b>	<b>Description</b>	<b>Compressor</b>
	PST1400X020	PISTON + BULON DISCUS *D2DD-400+750* + 0.50 MM SOBREMEDIDA	COPELAND
	PST1401	PISTON + BULON DISCUS *D2DL-400+750* D=63 MM C = 42.9 / PISTON + PIN DISCUS 2-1/2-63.5X17.2X49.4	COPELAND
	PST1401X020	PISTON + BULON DISCUS + 0.50 MM. SOBREMEDIDA	COPELAND
	PST1402	PISTON + BULON DISCUS *D2DB-500+750* D= 66 MM - 2-5/8" C = 46 / PISTON + PIN DISCUS REF-380.8349	COPELAND
	PST1402X020	PISTON + BULON DISCUS *D2DB-500+750* + 0.50 MM SOBREMEDIDA	COPELAND
	PST1403	PISTON + BULON DISCUS *D2DC-500* C = 30 / PISTON + PIN DISCUS 2-1/2-63.3X23.5X51.2 REF-380.8327	COPELAND
	PST1404	PISTON + BULON DISCUS *D2DA* / PISTON + PIN DISCUS 2-9/16" REF-99850460	COPELAND
	PST1500	PISTON + BULON 2 RAN. *DMRH-500+L+750+DMRA+D2SK*1*650* / PISTON + PIN 2-9/16-65X15.8X50.7	COPELAND
	PST1532	PISTON ACERO + BULON *DMRB* / STELL PISTON PIN 2-5/8" -66.7X2.38 REF-004-0001-04	COPELAND
	PST1600	PISTON ALUMINIO + BULON *DNRA-300+500*	COPELAND
	PST1601	PISTON + BULON 2 RANURAS *DNRB-400* 2-1/4-57.0X24X53.70	COPELAND
	PST1602	PISTON + BULON *DNHM-373+603*	COPELAND

	<b>Ralco P/N</b>	<b>Description</b>	<b>Compressor</b>
	PST1710	PISTON + BULON 1 RANURA *DLSG+DLHA+CT423D+D2SA* / PISTON+PIN 61.8X21X50.7 - 2-7/16 REF- 293.4305	COPELAND
	PST1710X020	PISTON + BULON *DLSG+DLHA* + 0.50 MM SOBREMEDIDA	COPELAND
	PST1710X030	PISTON + BULON *DLSG+DLHA* + 0.75 MM SOBREMEDIDA	COPELAND
	PST1711	PISTON + BULON 2 RANURA *D2SC-1-55* / PISTON+PIN 23/8X60.3X15.5	COPELAND
	PST1720	PISTON + BULON 1 RANURA *DLE* / PISTON + PIN 1-3/4-44.3X23.9X50.7	COPELAND
	PST1730	PISTON + BULON 1 RANURA *DLF* / PISTON + PIN 2"-50.8X24.1X50.8	COPELAND
	PST1740	PISTON + BULON 1 RANURA *DLJ* 2-1/8- 53.9X24.1X50.8 MM	COPELAND
	PST1800	PISTON + BULON 1 RANURA *DKM- 50+75* BULON 1/2 / PISTON + PIN 1/2 1- 3/8-34.8X13.6X37.3	COPELAND
	PST1810	PISTON + BULON *DKJ* BULON 1/2 1 RANURA / PISTON + PIN 1/2 1-9/16- 39.60X13.60 REF-293421	COPELAND
	PST1820	PISTON + BULON 1/2 *DKL* 1 RANURA H = 13.7 MM / PISTON + PIN 1/2 1-7/8- 47.5X13.7X32.9 REF-2934236	COPELAND










	<b>Ralco P/N</b>	<b>Description</b>	<b>Compressor</b>
	PST1821	PISTON + BULON 5/8 *DKL* 1 RANURA H = 13.7 MM / PISTON + PIN 5/8 47.5X13.7X38.9 1-7/8"	COPELAND
	PST1830	PISTON + BULON 5/8 *DKSL-100+150* 1 RANURA H = 11 MM D= 47.5 -1-7/8"/ PISTON + PIN 5/8 REF-2934247	COPELAND
	PST1840	PISTON + BULON 1 RANURA *DKSJ* BULON 5/8 / PISTON + PIN 5/8 1-9/16-39.6X10.9X33	COPELAND
	PST1968	** SEARCH PST1120 ** PISTON + BULON FIT COPELAND *4MH1-25X-ML1-15X* / PISTON + PIN D.= 68.3 MM STR = 57.5 MM NO P/N	COPELAND
	PST1970	PISTON + BULON FIT COPELAND *6DG + 6DM + 6DN + 4DE + 4MM + 4MI + 6MM + 6MI* / PISTON + PIN 2-13/16 =71.4 X17.3 X2P1.58 DOME 32.5 -190567 NO P/N	COPELAND
	PST1975	PISTON + BULON / PISTON + PIN 75.59(STD)-17.50-P1.58-DOME32.4-190624-TO FIT COPELAND 4MT1-22X 4MJ1-33X 6MT1-35X 6MJ1-45X NO P/N	COPELAND
	PST1980	PISTON + BULON FIT COPELAND *4MK-4MU-6MK-6MU* / PISTON + PIN 80.6 X 17.5 X 2P1.58 DOME 32.2X190676 NO P/N	COPELAND
	PST2030X030	PISTON + BULON *G* + 0.75 MM SOBREMEDIDA / PISTON + PISTON PIN +0.75MM	COPELAND
	PST6203X020	PISTON LISO CARRIER *05G-41* + 0.50 MM / FLAT PISTON 020" 2 RANURAS FINAS	COPELAND
	REP1035	BOBINAR ESTATOR + REPARACION MECACNICA 35 CV	COPELAND
	RNG1020	SEARCH RNG70043 - JUNTA TORICA TAPA ASPIRACION *2+4+6 CC* 78.74X5.33 NR338 82NBR REF-7022996	COPELAND











	<b>Ralco P/N</b>	<b>Description</b>	<b>Compressor</b>
	RNG1028	SEARCH RNG70042 - JUNTA TORICA TAPA ASPIRACION *8CC* REF-702.3002	COPELAND
	RNG1035	TORICA VISOR OIL 3 AGUJEROS *F+L+COP+CAR+OCTAGON +CMO+HC-75+100+125+4TCS-8.2+RC-12+E+6+SAB /O-RING SIGHT GLASS 32.99X2.62 NR125 REF-204.1028 + 204.2028 + 1331.133 +55-084-0062 + RNG-818 + 55-083-0125	COPELAND
	RNG1050	SEARCH RNGSS854 JUNTA TORICA SELLO PRENSA COPELAND *2+4+6+8-CC* / O-RING SHALF SEAL 40.65X5.33 NR326	COPELAND
	RNG1051	KIT 2 TORICAS SELLO FLEJE NEW DOBLE GIRO	COPELAND
	RNG1052	SEARCH RNG75567 // JUNTA TORICA TAPA SELLO PRENSA *2+4+6-CC* / O-RING COVER SHAFT SEAL REF-7055.374+702.3002+1331.567+1331.074	COPELAND
	RNG1053	SEARCH RNG75567 - JUNTA TORICA TAPA PRENSA *8CC* / O-RING COVER SHAFT SEAL 72.62X3.53 NR233 REF-702.3002+372.021-54+02813835000	COPELAND
	RNG1055	TORICA TAPA BOMBA ACEITE COPELAND CIRCULAR / O RING OIL PUMP 6 BOLTS 65.0X2.5 NR1620	COPELAND
	RNG1065	TORICA BOMBA ACEITE INGLESА TAPA 3 TORNILLOS / O-RING COVER OIL PUMP CONCENTRIC 58.0X3.0 NR1354 REF-283.0754	COPELAND
	RNG1238	JUNTA TORICA 3 TERMINALES *DK+L+N+M + D9*	COPELAND
	RNG1300	SEARCH RNG75146- JUNTA TORICA CULATA PARCIALIZADA *D3D* 44.12X2.62 NR132 1331.681	COPELAND



	<b>Ralco P/N</b>	<b>Description</b>	<b>Compressor</b>
	RNG1776	(126)TORICA VISOR ACEITE ROSCADO *DK+DL+DN* REF: 2043292	COPELAND
	RNG1790	JUNTA TORICA FIT *D2S* / O RING OIL PUMP 66.34X2.62 NR146 REF- 980A0012A96+1331.719	COPELAND
	RNG1846	SEARCH RNG70077 TORICA TAPA CARTER DK 82.14X3.53 NR236	COPELAND
	RNG19601	** SEARCH RNG1055 - JUNTA TORICA BOMBA ACEITE TIT STREAM *4 + 6 CIL* / O-RING OIL PUMP REF-294.7601	COPELAND
	RNG550940201	SEARCH SRG75519 NEW P/N 1331.519 - OLD P/N 55-094-0201	COPELAND
	ROD1000	BIELA *RA+RH+RJ+SK* / CONN. ROD ASSY. 44.5 MMX19X80.9	COPELAND
	ROD1000X010	BIELA SOBREMEDIA *R* -0.25MM / UNDERSIZE 010	COPELAND
	ROD1000X020	BIELA SOBREMEDIDA - 0.5MM *R* COMUN	COPELAND
	ROD1000X040	BIELA *R* SOBREMEDIDA - 1 MM.	COPELAND
	ROD1040	BIELA *D6SK + D8SK* / CONN. ROD 47X84.2X20	COPELAND
	ROD1040X010	BIELA *D8SK-7000* - 0.25 MM / CONN. ROD 1ª MINORAZIONE - 0.25 MM 46.75X20X84.37X117.6	COPELAND
	ROD1040X020	BIELA *D8SK* - 0.50 / CONN. ROD	COPELAND

	<b>Ralco P/N</b>	<b>Description</b>	<b>Compressor</b>
		UNDERSIZE 020 46.5X20X84.22X117.6	
	ROD1040X040	BIELA *D8SK* - 1.00 MM / CONN. ROD UNDERSIZE 040 46X20X84.22X117.6	COPELAND
	ROD1200	BIELA *D9R+D3D3+D2D+MRH* / CONN. ROD 38.1X19X95.2 MM	COPELAND
	ROD1200X010	BIELA -0.25 MM D9R+DMRH 38 MM	COPELAND
	ROD1200X020	BIELA -0.50 MM D9+D3+DMRH 38MM	COPELAND
	ROD1300	BIELA *D9RS4+D3+ SC+SS+SA* CIGÜEÑAL 44MM / CONN. ROD 44.4X19X92.1 MM	COPELAND
	ROD1300X010	BIELA - 0.25MM D9R+D9D+D3D 44MM	COPELAND
	ROD1300X020	BIELA - 0.50 MM D9+D3 BLUE RIBBON 44MM	COPELAND
	ROD1500	BIELA FIT COPELAND *D2SA + SC + SK + DLHA2* /CONN ROD 44.5X72.9X19 NO P/N	COPELAND
	ROD1500X020	BIELA FIT COPELAND *D2SA + SC + SK + DLHA2* /CONN ROD 44.0X72.9X19 -0.50 MM NO P/N	COPELAND
	ROD1600	BIELA FIT *DNHM-363+603* / CONN. ROD	COPELAND




	<b>Ralco P/N</b>	<b>Description</b>	<b>Compressor</b>
	ROD1700	BIELA *DLL+DLJ / CON. ROD 69.8X19X60.2 MM	COPELAND
	ROD1700X010	BIELA DL - 0.25 MM.	COPELAND
	ROD1700X020	BIELA DL - 0.50 MM.	COPELAND
	ROD1710	BIELLA *DLSG+DNRA+DNRB+CT423D* / CONN. ROD 77.8X19X56.2 MM	COPELAND
	ROD1710X010	BIELA DLSG+DNRA+DNRB - 0.25 MM	COPELAND
	ROD1710X020	BIELA DLSB - 0.50 MM.	COPELAND
	ROD1730	BIELA *DLF+DLE* / CONN. ROD 69.8X60.2X19.0	COPELAND
	ROD1800	BIELA *DKM+DKJ+DKL* BULON 5/8 D=49 MM. / CONN. ROD PIN 5/8 49.2X15.8X30.1	COPELAND
	ROD1800X010	BIELA BULON 5/8- - 0.25 MM.	COPELAND
	ROD1800X020	BIELA BULON 5/8- - 0.50 MM.	COPELAND

	<b>Ralco P/N</b>	<b>Description</b>	<b>Compressor</b>
	ROD1801	BIELA *DKM + DKJ + DKL* BULON 1/2 / CONN. ROD ASSY. PIN 1/2 49.2X12.7X33.3	COPELAND
	ROD1801X010	BIELA BULON 1/2- - 0.25 MM	COPELAND
	ROD1801X020	BIELA BULON 1/2- - 0.50 MM	COPELAND
	ROD1810	BIELA *DKSJ + DKSL* BULON 5/8 D=55MM / CONN. ROD ASSY. PIN 5/8 55.5X26.9X15.8	COPELAND
	ROD1810X010	BIELA BULON 5/8- - 0.25 MM.	COPELAND
	ROD1810X020	BIELA BULON 5/8- - 0.50 MM.	COPELAND
	ROD1811	BIELA *DKSL+DKSJ* BULON 1/2" / CONN. ROD 55.5X12.7X26.9XR 1/2 PIN	COPELAND
	ROD1811X010	BIELA BULON 1/2- -0.25 MM	COPELAND
	ROD1811X020	BIELA BULON 1/2- - 0.50 MM	COPELAND
	ROD1900	BIELA COPELAND 6DG+6DM+6DN+4DE+4MU-25+4MK- 35+4MM+4ML-30+6MU-40+6MK- 50+6MM+6ML-40+6MJ / CONNECTING ROD 47.0 X 82.1(115.1) X 19 REF-	COPELAND











	<b>Ralco P/N</b>	<b>Description</b>	<b>Compressor</b>
	ROD1900X010	BIELA COPELAND 6DG+6DM+6DN+4DE+4MU+4MK+4MM+ 4ML+6MU+6MK+6MM+6ML / CONNECTING ROD 47.0 X 82.1(115.1) X 19 + 010" REF-	COPELAND
	ROD5900X020	BIELA COMPLETA *P* REDUCIDA -0.50 MM / CONN. ROD UNDERSIZE 020	COPELAND
	RPR1000	KIT REPARACION DESCARGADOR COPELAND *R* / CAPACITY CONTROL UNLOADER PISTON ASSY. 7/8" D=22,2 MM REF-3105.255	COPELAND
	RPR1001	KIT REPARACION DESCARGADOR NUEVO / UNLOADER PISTON D=25.4MM	COPELAND
	RTR1000	SUJECCION LAMINA DESCARGA *DL+DM+D9+D8RH+A* / RETAINER DISCHARGE VALVE REED BACKERS	COPELAND
	RTR1001	SUJECCION LAMINA DESCARGA *D4+6+RJ* SOLO / RETAINER DISCHARGE VALVE REED BACKERS 57.5X18.8X4.1	COPELAND
	RTR1002	ESPACIADOR ACERO ALFOMBRA *RJ* SOLO / CRIMP PAD REF-2831019	COPELAND
	RTR1040	RETAINER SPRING FOR SUCTION VALVE FIT *D8SK + OCTAGON 8 GC + 8FC* 39X10.1X02	COPELAND
	RTR1800	SOPORTE LAMINA DESCARGA DK	COPELAND
	RVT1105	REMACHE LARGO VALVULA ASPIRACION DISCUS (5) / PIN KNURLED RIVET DISCUS SUCCTION REED STYLE (5)	COPELAND
	SEL1000	SELLO PRENSA MUELLE *2+4+6-CC* GIRO IZQUIERDA 41.28 MM / ROTARY SEAL ASSY. LEFT TURN 1.625 " REF-7055283	COPELAND









	<b>Ralco P/N</b>	<b>Description</b>	<b>Compressor</b>
	SEL1001	SELLO PRENSA MUELLE GIRO DERECHA *2+4+6-CC* MOTOR A GAS / ROTARY SEAL ASSY. RIGHT TURN	COPELAND
	SEL1008	SELLO PRENSA *8CC-68+75* MUELLE GIRO IZQUIERDA / ROTARY SHAFT SEAL LEFT TURN REF-7055294	COPELAND
	SEL1009	SELLO PRENSA GIRO DERECHA *8CC-68+75* MOTOR GAS / ROTARY SHAFT SEAL RIGHT TURN REF-7055294	COPELAND
	SEL1010	SELLO PRENSA CON FLEJE *4+6CC* DOBLE SENTIDO GIRO	COPELAND
	SEL1050	SELLO PRENSA COPELAND ANTIGUO 2CK38 + 2CK-56 / SEAL ASSY. OLD 2CK MODELS	COPELAND
	SEN1001	TERMISTANCIA *KRIWAN* PTC NAT 80 - AMARILLO / BLANCO - TERMISTANCE JAUNE / BLANC	COPELAND
	SEN1001_25	TERMISTANCIA *KRIWAN* PTC NAT 80 - AMARILLO / BLANCO - KIT 25 UNID.	COPELAND
	SEN1002	TERMISTANCIA *KRIWAN* PTC NAT 100 - AMARILLO / ROJO - TERMISTANCE JAUNE / ROUGE	COPELAND
	SEN1002_25	TERMISTANCIA *KRIWAN* PTC NAT 100 - AMARILLO ROJO - KIT DE 25 UNID.	COPELAND
	SEN1003	TERMISTANCIA *KRIWAN* PTC NAT 120 - AMARILLO / GRIS	COPELAND
	SEN1003_25	TERMISTANCIA *KRIWAN* PTC NAT 120 - AMARILLO / GRIS - KIT 25 UNID.	COPELAND
	SEN1004	TERMISTANCIA *KRIWAN* PTC NAT 110 - AMARILLO / MARRON	COPELAND
	SEN1004_25	TERMISTANCIA *KRIWAN* PTC NAT 110 - AMARILLO/MARRON - KIT 25 UNID.	COPELAND

	<b>Ralco P/N</b>	<b>Description</b>	<b>Compressor</b>
	SEN1005	RELE KRIWAN INT-69 220 V 68X32X53 MM REF-2914552**	COPELAND
	SEN1006	RELE KRIWAN INT-69 TM 220V 67X32X83 MM / MODULE THERM. ART. 52-A-240-S10 REF-2919411**	COPELAND
	SEN1008	RELE KRIWAN INT-369-C 220 V YORK *JL*	COPELAND
	SEN1009	RELE KRIWAN INT-69-RCX/RPX 230 V 98X85 . MOTOR PROTECTOR - OLD INT-69- RCY 303.170 - NEW 303.873	COPELAND
	SEN1015	RELE KRIWAN INT- 69 - 24 VOLT - 13A460 68X32X53 MM	COPELAND
	SEN1050	PRESOSTATO DIFERENCIAL ACEITE *OPS-1* ELECTRONICO / PRESSURE DIFFERENTIAL SWITCH	COPELAND
	SEN6010	RELE ROBERTSHAW MP33-1209 220V 06E	COPELAND
	SEN6011	KIT 3 TERMISTANCIAS ROBERT SHAW MP33 *06E*	COPELAND
	SGM1010	SEGMENTO *RA+RF+RB+CC- 63+D2DL+DC+DD+4MF+4MA* / PISTON RING AC63.5X1.575X2.65 - 2 1/2" REF- 297.2074	COPELAND
	SGM1010X020	SEGMENTO RA + 0.50 MM	COPELAND
	SGM1010X030	KIT 2 SEGMENTOS RA + 0.75 MM / PISTON RING KIT - 0.030" OVERSIZE	COPELAND

	<b>Ralco P/N</b>	<b>Description</b>	<b>Compressor</b>
	SGM1011	SEGMENTO GRUESO *RA* 3MM / PISTON RING THICK	COPELAND
	SGM1020	SEGMENTO FINO RH+TM+RL+CC68+4ML+4MH 68.29X1.575X2.85 / PISTON RING REF- 297.2096	COPELAND
	SGM1020X020	SEGMENTO FINO SOBREMEDIDA + 0.5 MM RH	COPELAND
	SGM1020X030	SEGMENTO FINO SOBREMEDIDA + 0.75 MM *RH* 1.58 MM / PISTON RING OVERSIZE 030 - 1/16	COPELAND
	SGM1021	SEGMENTO GRUESO D8RH + 8CC-68 68.3X3.17X2.4 / PISTON RING REF- 2862.402	COPELAND
	SGM1021X020	D8RH SEGM GRUESO SOBRE + 0.5MM 3 MM + DH	COPELAND
	SGM1021X030	D8RH SEGMENTO GRUESO + 0.75 MM 3 MM + 8DH	COPELAND
	SGM1030	SEGMENTO FINO *RJ+SJ+RT+CC75* / PISTON RING 74.6X1.58 REF-297.2110	COPELAND
	SGM1030X020	SEGMENTO FINO SOBREMEDIDA +0.5 *D4+D6RJ* / PISTON RING OVERSIZE + 0.50 MM	COPELAND
	SGM1030X030	SEGMENTO FINO SOBREMED+0.75 RH	COPELAND












	<b>Ralco P/N</b>	<b>Description</b>	<b>Compressor</b>
	SGM1031	SEGMENTO GRUESO *D8RJ+RR+8CC-75* 74.7X3.17X2.4 MM / PISTON RING REF- 286.2413	COPELAND
	SGM1031X020	D8RJ SEGMENTO GRUESO + 0.5 MM + D8DJ	COPELAND
	SGM1031X030	D8RJ SEGMENTO GRUESO + 0.75 MM 3 MM + 8DJ	COPELAND
	SGM1041	SEGMENTO *D6SK+D8SK-7000+D6SU* / PISTON RING AC-80.4X3.17X3.1 MOD REF- 310.8298	COPELAND
	SGM1210	SEGMENTO *D9RA+DA+D3DA- DNHM+D3SA* / PISTON RING 2-3/16 - 55.5X1.58 MM	COPELAND
	SGM1210X020	SEGMENTO D9RA+DA+DNHM +0.50 MM	COPELAND
	SGM1220	SEGMENTO *DLL + D9RC + D3DC+ D3DB + D3SC+D2SC* / PISTON RING 2 3/8 - 60.30 X1.58 X 2.58	COPELAND
	SGM1220X020	SEGMENTO +0.5MM DLL+D9RC+D3DC	COPELAND
	SGM1230	SEGMENTO FINO *D9RS+3DS+ D3SS+DNHA+RA+DLSG+DLHA+D2SA* / PISTON RING 2-7/16-61.91X1.58 REF- 2972165	COPELAND
	SGM1230X020	SEGMENTO +0.50 MM	COPELAND

	<b>Ralco P/N</b>	<b>Description</b>	<b>Compressor</b>
	SGM1231	SEGMENTO *D9RS+DNRA+DL SG* GRUESO 2.3 MM D = 61.9 / COMPRESSION PISTON RING THICK	COPELAND
	SGM1402	SEGMENTO *D2DB + DF-500+750* / PISTON RING D = 66.73X1.50 MM - 2-5/8"	COPELAND
	SGM1402X020	SEGMENTO D2DB + 0.50 MM.	COPELAND
	SGM1410	KIT 2 SEGMENTOS *D2DA* / SET 2 PISTON RINGS D = 65 MM - 2-9/16 REF-025-0002- 35 + 025-0088-35	COPELAND
	SGM1500	SEGMENTO *DMRH* FINO 1.5 MM / PISTON RING 2-9/16-65X1.58 REF- 2918.872	COPELAND
	SGM1501	SEGMENTO DMRH GRUESO 3 MM PST ALUMINIO D = 65.1 MM 2-9/16	COPELAND
	SGM1546	SEGMENTO *DMRB* / PISTON RING 2- 5/8"-66.73X2.38 THICK REF-025-0008-08	COPELAND
	SGM1600	SEGMENTO *DNRB-400* D = 57.1 / PISTON RING	COPELAND
	SGM1720	SEGMENTO *DLE* / PISTON RING 44.4X1.58 MM	COPELAND
	SGM1730	SEGMENTO *DLF* / PISTON RING D = 50.8 X 1.58 MM	COPELAND

	<b>Ralco P/N</b>	<b>Description</b>	<b>Compressor</b>
	SGM1740	SEGMENTO COPELAND *DLJ* D = 54 / PISTON RING 2 1/8 - 53.9X1.58	COPELAND
	SGM1800	SEGMENTO DKM-50+75 / PISTON RING 34.9X1.58 MM REF-2918781	COPELAND
	SGM1810	SEGMENTO *DKJ + DKSJ* D= 39.6 MM / PISTON RING 1-9/16"-1.58	COPELAND
	SGM1820	SEGMENTO *DKL+DKSL* D= 47.5 X1.58 / PISTON RING 1-7/8" - 1/16"	COPELAND
	SGM1963	SEGMENTO 1º COMPRESSION CROMADO FIT COPELAND *4-6MA + MF / PISTON RING 2 1/2" 4-6SA REF:2918861	COPELAND
	SGM1964	SEGMENTO 2º COMPRESSION FIT COPELAND *4-6MA + MF / PISTON RING 2.50" 2D, 4-6 A/F, 6TA REF:2972074	COPELAND
	SGM1964X020	SEGMENTO 2º COMPRESSION SOBREMEDIDA + 0.5 MM FIT COPELAND *4-6MA + MF / PISTON RING OVERSIZE 020 2.50" 2D, 4-6 A/F, 6TA REF:2972074	COPELAND
	SGM1964X030	SEGMENTO 2º COMPRESSION SOBREMEDIDA + 0.75 MM FIT COPELAND *4-6MA + MF / PISTON RING OVERSIZE 030 2.50" 2D, 4-6 A/F, 6TA REF:2972074	COPELAND
	SGM1970	SEGMENTO 1ª COMPRESSION FIT COPELAND *6DG + DM + DN + 4DE + 6MM + 6MI + 4MI+4MM* / PISTON RING MOLY TYPE 2-13/16 -71.4 -P.1.58 REF:3166630	COPELAND

	<b>Ralco P/N</b>	<b>Description</b>	<b>Compressor</b>
	SGM1971	SEGMENTO 2ª FIT COPELAND *6DG + DM + DN + 4DE + 6MM + 6MI + 4M+4MI+4MM* / PISTON RING 2-13/16 -71.4 -P.1.58 REF: 025-0002-37 + 3166629	COPELAND
	SGM1975	SEGMENTO 1º COMPRSSION FIT COPELAND * 6MJ + 6MT + 4MJ + 4MT* / PISTON RING MOLLY 75.59 X 1.5 X 3 MM REF: 025-0088-39 + 3168283	COPELAND
	SGM1976	SEGMENTO 2º COMPRSSION FIT COPELAND * 6MJ + 6MT + 4MJ + 4MT* / PISTON RING 75.59 X 1.5 X 3 MM REF: 025-0002-39 + 3168261	COPELAND
	SGM1980	SEGMENTO 1º COMPRESION FIT COPELAND STREAM *4 - 6MK + MU* / PISTON RING MOLY 2-13/16X80.6X1.58 REF-3168294 + 02-0088-40	COPELAND
	SGM1981	SEGMENTO 2º COMPRESION FIT COPELAND STREAM *4-6MK+MU* / PISTON RING 2-13/16X80.6X1.58 REF-3168272 + 025-0002-40	COPELAND
	SKT6500	KIT BOMBA ENGRANAJES *M* + TAPA ADAPTADOR + MECANIZADO PALIER BOMBA *06B + 06C* HAY QUE ENTREGAR PALIER BOMBA	COPELAND
	SNP1000	SEARCH SNPIX019 INTERNAL RETAINING RING-SNAP RING-CIRCLIP DIN-472 I-19 J19 D = 19 MM	COPELAND
	SNP1550	ARO SUJECION BULON -DMRH-	COPELAND
	SNP1700	SNAP RINGS 1/2"	COPELAND
	SNP1800	ANILLO SAEGER SUJECION BULON 1/2" / SNAP RING	COPELAND
	SNP1801	SEARCH SNPIX016 SAEGER SUJECION BULON 5/8 DKL / SNAP RING	COPELAND
	SNPIX019	ANILLO SAEGER FIT *COPELAND* /INTERNAL RETAINING RING-SNAP RING-CIRCLIP DIN-472 J19 3/4" I-19 D = 19 MM	COPELAND

	<b>Ralco P/N</b>	<b>Description</b>	<b>Compressor</b>
	SOL1000	VALVULA SOLENOIDE *ALCO* SOLA *D4+D6+D8* / CAPAC. CONTROL VALVE ALONE REF-2640831	COPELAND
	SOL1040	VALVULA SOLENOIDE *ALCO* SOLA ARRANQUE DESCARGADO "UNLOADED START"* / CAPAC. CONTROL VALVE ALONE ALCO 705RA001 - K9811D REF-2962471	COPELAND
	SOL1050	TAPA CIEGA PARA SOLENOIDE ALCO / BLANK OFF FOR UNLOADER	COPELAND
	SOL1300	VALVULA SOLENOIDE ALCO 714-RA *D3D* / ALCO UNLOADER SOLENOIDE VALVE REF-2943494**	COPELAND
	SOL1900	VALVULA SOLENOIDE CAPACIDAD + BOBINA FIT STREAM *4 + 6 CIL* / SOLENOID CAPACITY CONTROL ASSY. 220 V 56/60 HZ REF-300.6870	COPELAND
	SOL1901	SOLO VALVULA SOLENOIDE CAPACIDAD FIT STREAM *4 + 6 CIL* / ONLY SOLENOID CAPACITY CONTROL REF-300.6676	COPELAND
	SPG1000	FLEJE VALVULA DESCARGA *DL+DM+D9+RA+RH* / VALVE REED SPRING 53.0X17.4X0.29	COPELAND
	SPG1001	MUELLE PARA FILTRO ACEITE NUEVO *DS+DD*	COPELAND
	SPG1040	FLEJE VALVULA ASPIRACION *SK* / SUCTION VALVE WAVE RETAINER SPRING 38X10X0.2	COPELAND
	SPG1050	MUELLE SELLO PRENSA COPELAND *4+6+8 CC* GIRO IZDA / SPRING SEAL LEFT TURN 40.60 MM - COMMON	COPELAND

	<b>Ralco P/N</b>	<b>Description</b>	<b>Compressor</b>
	SPG1100	FLEJE VALV. DISCUS MACIZO / DISCUS VALVE SPRING AT-03	COPELAND
	SPG1300	FLEJE VALVULA DISCUS MACIZO *COMUN* / WAVE SPRING DISCUS BLIND TYPE 099-53-906-0	COPELAND
	SPG1301	FLEJE VALVULA DISCUS DONUTS FIT *D3D + D2D* / DISCHARGE VALVE WAVE SPRING DONUTS WASHER	COPELAND
	SPG1700	MUELLE ARANDELA TOPE POSTERIOR *DL* / THRUST CRIMP SPRING	COPELAND
	SPG1701	MUELLE TOPE ROTOR COPELAND *DL* / THRUST SPRING	COPELAND
	SPG1800	MUELLE ROTOR MONOFASICO / THRUST SPRING *1+1.5 CV* REF-204-3189	COPELAND
	SPG1801	MUELLE ROTOR MONOFASICO *0.5 + 0.75 CV* REF-204-2357	COPELAND
	SPG6351	MUELLE REGULACION CAPACIDAD *5H40+86*+5F R-12 / CONTROL SPRING 7 COILS OPEN EB39C2-001	COPELAND
	SPR6X06	(S266) TORNILLO ESPARRAGO PRISIONERO ALLEN FIT *SAB-128+163* /HEX SOCKET SET SCREW, POINTED LOCKING SCREW W/CUP M6X6 PASO 100 DIN-913 12.9 N-266 REF-1413.229+42-082-1045	COPELAND
	SRD1000	VALVULA SCHRADER TOMA PRESION BOMBA ACEITE / TEE SHAPED 7/16"-20UNF X 1/8"-18 NPTF SCHRADER STYLE OIL PRESSURE ACCESS VALVE	COPELAND

	<b>Ralco P/N</b>	<b>Description</b>	<b>Compressor</b>
	SRN1000	FILTRO ASPIRACION *D4+D6+D8 R+D+SK* / SUCTION STRAINER SCREEN 47.6X32X36 REF-204-9585+013-0006-00	COPELAND
	SRN1008	TAPA FILTRO ASPIRACION COMPLETO SEMIHERMETICO 8 CIL / SUCTION SCREEN REF-2917471**	COPELAND
	SRN1010	SEARCH SRN1200 - FILTRO ASPIRACION ABIERTO *4CC-63+L*+*6CC-68/M* 204.8673	COPELAND
	SRN1016	TAPA PORTA FILTROS ASPIRACION *D6RJ- 4000* / SUCTION FILTER COVER	COPELAND
	SRN1020	FILTRO ASPIRACION *4CC-75+6CC- 68+75+L* / SCREEN SUCTION REF- 7035930**	COPELAND
	SRN1030	FILTRO ASPIRACION *8CC-68+75+L* / SCREEN SUCTION REF-7035941**	COPELAND
	SRN1040	TAPA FILTRO ASPIRACION COMPLETA D6R/D6D/D6SK / SUCTION SCREEN REF: 2846173	COPELAND
	SRN1200	FILTRO ASPIRACION *D9RS1500+D6TM2000+4CC- 63/L+68/M+D3* / SUCTION STRAINER 55.5X40X55.5 REF-3806832+2048673	COPELAND
	SRN1201	FILTRO ASPIRACION *3DA+C5+3D DIGITAL+D3DA3+D9RA+RC+RS+1000+D9 TH-1-760* 33.4X27.7X64 / SUCTION SCREEN REF-3806752	COPELAND
	SRN1202	FILTRO ASPIRACION *DMRH+D9TK+TL+TH+PR750+1000* / SUCTION STRAINER FLANGE O.D. 1-1/4" LENGTH 1-1/2" REF-3806774+013-0078-01	COPELAND
	SRN1203	FILTRO ASPIRACION *DLHA+D9RS- 750+D9TH+2CC* / SUCTION STRAINER 33.6X28.7X20.2X46.6 REF-3806752	COPELAND









	<b>Ralco P/N</b>	<b>Description</b>	<b>Compressor</b>
	SRN1400	FILTRO ASPIRACION *D2D + CO2* / SUCTION SCREEN 2-1/2" 33.5X28.6X63.6 REF-2836547	COPELAND
	SRN1600	FILTRO ASPIRACION *DNHM-373+603* / SUCTION STRAINER SCREEN 2846139	COPELAND
	SRN1700	FILTRO ASPIRACION *DLL+DLE+DLF+DLJ+D2SK* / SUCTION STRAINER SCREEN 63.6X33.1X51.5 REF- 3806718	COPELAND
	SRN1701	FILTRO ASPIRACION *DLSG+DNHA+RB* / SUCTION STRAINER SCREEN REF- 2846151+013-0010-00	COPELAND
	SRN1800	FILTRO ASPIRACION *DK* COMUN / SUCTION STRAINER SCREEN REF-3806707	COPELAND
	SRN1900	FILTRO ACEITE FIT STREAM *4 M + 6 M CIL* / OIL SCREEN W/GASKET FATER 03.91 REF-380.6796	COPELAND
	SRN1904	FILTRO ASPIRACION FIT COPELAND *4MK- 1-35X* / SUCTION SCREEN W/ GASKET REF-284.6162	COPELAND
	SRO1000	FILTRO ACEITE CARTER TIPO BRIDA *D4+6+8R+D* SOLO / ONLY OIL STRAINER 23X18X187 REF-2640.966	COPELAND
	SRO1001	FILTRO ACEITE CARTER *D4+6+8 D+SK+D2D* / OIL SCREEN USED WITH METAL SHEATH 23X13X111.7 REF-288.2711 + 3806796	COPELAND
	SRO1002	FUNDA FILTRO ACEITE *D4+6+8* NEW / OIL FILTER COVER REF-2882722	COPELAND
	SRO1003	FILTRO ACEITE CARTER *D8+6+4* ROSCADO	COPELAND



	<b>Ralco P/N</b>	<b>Description</b>	<b>Compressor</b>
	SRO1200	FILTRO ACEITE CARTER *D2D+D3D+9R4* L = 111MM D=14MM / OIL SCREEN REF-252.5387	COPELAND
	SRO1201	FILTRO ACEITE CARTER *DMRH+D9R* L = 127 MM D = 18 MM / OIL SCREEN REF-2047421	COPELAND
	SRO1210	FUNDA FILTRO ACEITE *D2D+D3D+D9* (2+3+4) / HUELSE OIL FILTER REF-252.5398	COPELAND
	SRO1600	FILTRO ACEITE CARTER *DN* BRIDA / OIL SCREEN FLANGED REF-2047158	COPELAND
	SRO1700	FILTRO ACEITE CARTER *DLHA+DN+D2SK* ROSCA / OIL SCREEN REF-2846139	COPELAND
	SRO1900	SEARCH SRO1001 - OIL SCREEN W/ GASKET FIT COPELAND *CO2* REF-2836592	COPELAND
	TER1000	6 TERMINALES + 4 CONTROL SIN PLACA HIERRO *D4+6* / TERMINAL ACCESSORY KIT - NO PLATE	COPELAND
	TER1001	9 TERMIN +2 CONTROL SIN PLACA D4 + 6R	COPELAND
	TER1002	PLACA + 9 BORNAS +4 CONTROL D6+4R	COPELAND
	TER1003	PLACA SOLA 6+4 CONTROL 4+6 R	COPELAND
	TER1004	PLACA SOLA 9+4 CONTROL 4+6R	COPELAND
	TER1005	PLACA 3 TERMANALES AISLADORES *D3D+4R+6R* / TERMINAL BLOK 3 HOLES	COPELAND

	Ralco P/N	Description	Compressor
		ISOLATION NO P/N	
	TER1008	PLACA BORNAS *D8R+D+SK* / TERMINAL PLATE ASSY REF-3068247**	COPELAND
	TER1009	PACK UP TERMINAL PART KIT D8 REF-2882879	COPELAND
	TER1023	EXTENSION TERMINAL BORNE D4R+6	COPELAND
	TER1030	KIT TERMINALES *D8*	COPELAND
	TER1031	TERMINAL POTENCIA *D4+D6*	COPELAND
	TER1050	PLACA BORNAS COMPLETA *D4+D6* P/W HASTA 32 CV / TERMINAL PLATE REF-2514225**	COPELAND
	TER1051	PLACA BORNAS COMPLETA *D6* P/W 35+40 CV / TERMINAL PLATE ASSY. REF-2829330**	COPELAND
	TER1200	KIT PLACA BORNAS *DMR+DNR+D9+D3D+D2D+9RS* / TERMINAL PLATE REF-2834596(KIT)+2939866(SOLO)**	COPELAND
	TER1210	KIT 3 BORNES TERMINALES *DL+DMR+D9RC*	COPELAND
	TER1211	TERMINAL CONTROL 3/16" *DL+DM+D4+6*	COPELAND
	TER1212	TERMINAL FUERZA *D9RC* / TERMINAL BOLT 1/4"	COPELAND
	TER1214	PLACA BORNAS CONTROL *D9RS*	COPELAND

	<b>Ralco P/N</b>	<b>Description</b>	<b>Compressor</b>
	TER1225	PLACA BORNAS *FUSITE* 3 TERMINAL FIT *DK+DL+MR+N+D2D+D3D+D9R* CONEXION TORNILLO / COPELAND TERMINAL BOLT	COPELAND
	TER1227	PLACA BORNAS *FUSITE* 3 TERMINALES FIT *DK+L+N* CONEXION FASTEN / COPELAND TERMINAL FASTEN	COPELAND
	TER1230	3 BORNES FUERZA + 2 CONTROL FIT *D9RS* / TERMINAL KIT	COPELAND
	TER1231	KIT TERMINALES FIR *D9R* / TERMINAL KIT NO P/N	COPELAND
	TER1410	KIT TERMINALES PLATO ELECTRICO FIT *D2D* REF-2202.225	COPELAND
	TER1411	KIT TERMINALES CONTROL SONDAS FIT *D2D* 2202.266	COPELAND
	TER1700	PLACA BORNAS *DK + DL + DN*/D2S REF-2950327	COPELAND
	TER1800	KIT TERMINALES *DK* 3 FASES	COPELAND
	TER1802	PLACA BORNAS DK 1 FASE	COPELAND
	TER1810	TAPA CIEGA PLACA BORNAS DK+L+N	COPELAND
	TER1856	PACA DE BORNAS CON TERMISTORES REF. 2489656	COPELAND

	<b>Ralco P/N</b>	<b>Description</b>	<b>Compressor</b>
	TER1874	PLACA BORNAS *DK+DL+DN+D2S* 6 FASTON / TERMINAL PLATE REF-2727274**	COPELAND
	TER1900	PLACA BORNAS COMPLETA STEAM 4-6M / TERMINAL PLATE ASSEMBLY REF- 3005377 + 521-0334-00	COPELAND
	TER6110	PLACA BORNAS BASE CUADRADA CON 6 TERMINALES *06D* / TERMINAL MOUNTING PACKAGE 6 LEADS 06EA660- 045	COPELAND
	TER6111	PLACA BORNAS BASE CUADRADA CON 5 TERMINALES *06D* / TERMINAL MOUNTING PACKAGE 5 LEADS 06EA660- 046	COPELAND
	TLT1000	HERRAMIENTA DESMONTAR BIELA *4+6+8 R+D* / ROD BOLT SOCKET 3/8" 245.5275	COPELAND
	TLT1100	HERRAMIENTA DESMONTAR TORNILLO PLATO DISCUS / TORX SOCKET STAR 3/8" DRIVE VALVE PLATES	COPELAND
	TUB1700	TUBO ASPIRACION ACEITE BOMBA *DL-P* / OIL PUMP TUBE PICKUP TUBE L = 110 MM 2 O-RINGS	COPELAND
	TUB1800	TUBO PLASTICO ANGULO CONEXION BOMBA ACEITE *DK*	COPELAND
	TUB1801	ESPACIADOR TUBO ACEITE FIT *DK*	COPELAND
	TUB1802	TUBO ACEITE FIT *DK* / OIL TUBE SLEEVE	COPELAND

	<b>Ralco P/N</b>	<b>Description</b>	<b>Compressor</b>
	VAL1000	VALVULA DESCARGA *LL+LSG+NM+D9+RA+RH*+D3SS / DISCHARGE VALVE REED 53X17.4X0.29 REF-2047885+056001903+056005000	COPELAND
	VAL1010	VALVULA ASPIRACION *4RA+RF+CC63 +9RC+A+MR+NRA+LL+D9TH* / SUCTION VALVE REED 76.0X17.5X0.49 REF- 2001015+056001900+2046020	COPELAND
	VAL1020	VALVULA ASPIRACION *RH+RL+TM+MRB+CC68* / SUCTION VALVE REED 77.8X19X0.59 REF-2001018 + 2862.844+2050603	COPELAND
	VAL1030	VALVULA ASPIRACION *RJ+RT+SJ+CC-75* / SUCTION VALVE REED 86X55.5X0.59 REF- 2001019+056015700+2860622	COPELAND
	VAL1031	VALVULA DESCARGA *RJ+SJ+RT+RR+RS+CC-75* +/ DISCHARGE VALVE REED 57X19X0.39 REF- 2001024+056011900	COPELAND
	VAL1032	VALVULA DESCARGA *SJ + SL * / DISCHARGE VALVE REED 58.7X17.4X0.5 REF-661.0501	COPELAND
	VAL1039	VALVULA ASPIRACION ANTIGUA *RJ+RT+RR+SJ+CC-75* TIPO PATO / OLD SUCTION VALVE REED 85.5X55.4X0.59 THREE HOLES	COPELAND
	VAL1040	VALVULA ASPIRACION *D6SK+D8SK* / SUCTION VALVE REED 89.4X55.9X0.8 REF- 3121619	COPELAND
	VAL1041	LAMINA DESCARGA *D6SK+D8SK* 3 MARCAS / NEW DISCHARGE VALVE REED DESIGN THREE MARK 57.2X23.8	COPELAND
	VAL1042	LAMINA DESCARGA *D6SK+D8SK* 2 BULONES / DISCHARGE VALVE REED 57.2X23.9X0.3 2 PINS	COPELAND






	<b>Ralco P/N</b>	<b>Description</b>	<b>Compressor</b>
	VAL1043	LAMINA DESCARGA *D6SK+D8SK* 1 MARCA / OLD DISCHARGE VALVE REED DESIGN ONE MARK 57.2X23.8X0.3	COPELAND
	VAL1100	VALVULA DISCO CIRCULAR ASPIRACION *D4DA-2000+DH+DJ+D8DT+DL* 0.60 MM /SUCTION VALVE DISCUS 90X62X0.59 2836865	COPELAND
	VAL1101	VALVULA CIRCULAR ASPIRACION DISCUS *D4DA1000+DF+DL+DT + D2D* / CIRCULAR SUCTION VALVE 90X62X0.49 MM	COPELAND
	VAL1102	VALVULA DISCUS OVALADA *DA+DF2000+DH+DJ* 0.60 MM / ELIPTICAL SUCTION VALVE REED 90X62X0.59 2836865	COPELAND
	VAL1103	VALVULA OVALADA ASPIRACION *DA+DF1000+DL+DT + D2D* / ELIPTICAL SUCTION VALVE 90X62X0.49 REF-2836854	COPELAND
	VAL1104	KIT REPARACION 2 DISCOS MACIZO+4 FLEJES+2 BASE/SET 2 DISCHARGE SOLID WAFER+4 SPRING+2 SUPPORT RINGS	COPELAND
	VAL1105	VALVULA DISCO CON REMACHES *DA+DH+DJ-(5) - STREAM 4MA+MH+ML+MF + 4/6MI+MJ+MM+MT * / NEW SUCTION VALVE DISCUS WITH HOLES RIVET 101.7X62.2X0.6 MM	COPELAND
	VAL1106	VALVULA DISCO CON REMACHES *DL+DT- (5)* 0.50 MM/ NEW SUCTION VALVE DISCUS WITH HOLES RIVET	COPELAND
	VAL1108	KIT REPARACION REMACHES (DISCUS + STEAM) 2 DISCOS MACIZO+4 FLEJES+2 BASE / RIVET STYLE SET 2 DISCHARGE SOLID WAFER+4 SPRINGS+2 SUPPORT RINGS + 4 RIVETS	COPELAND







	<b>Ralco P/N</b>	<b>Description</b>	<b>Compressor</b>
	VAL1110	DISCO MACIZO PLATO DESCARGA *D3+4+6+8D* DISCUS / DISCHARGE VALVE BUTTON NEW STYLE HOLLOW CONCAVE 39.14X8.14	COPELAND
	VAL1200	LAMINA ASPIRACION * D9RS*-G9R / SUCTION REED 79.5X38X0.49 REF- 2001017+056006100	COPELAND
	VAL1280	VALVULA ASPIRACION V FIT *D3SA+D3SC- 1000+D3SS-1500* / SUCTION VALVE REED V DESIGN 76.1X41.6X0.59 NO P/N	COPELAND
	VAL1300	VALVULA DISCO *D9D+D3D-3+4* / SUCTION VALVE DISCUS 77.5X54X0.60 REF-3104901	COPELAND
	VAL1301	VALVULA DISCO *D3D+D9D* BT / SUCTION VALVE DISCUS LT 77.5X54X0.45	COPELAND
	VAL1302	VALVULA DISCO ASPIRACION *D3D(5) FIJACION CON REMACHES / SUCTION VALVE DISCUS RIVETS 87.9X54X0.59	COPELAND
	VAL1310	KIT REPARACION PLATO DISCUS *D3D* MACIZO / SOLID WAFER STYLE 39.14X8.14 MM	COPELAND
	VAL1311	KIT REPARACION PLATO DISCOS *D3D* AGUJERO / DOUGHNUT STYLE WAFER KIT REPAIR 39.14X25.24X8.14	COPELAND
	VAL1400	*** SEARCH VAL1101 + VAL1103 VALVULA DISCO *D2D* / SUCTION VALVE DISCUS REF-2836.876	COPELAND
	VAL1404	KIT REPARACION VALVULA DISCO *D2D* / SET SUCTION VALVE DISCUS REPAIR	COPELAND






	<b>Ralco P/N</b>	<b>Description</b>	<b>Compressor</b>
	VAL1510	VALVULA ASPIRACION FIT *D2SA-450+D2SC-650* / SUCTION VALVE REED 76.8X41.5X0.60 3120376	COPELAND
	VAL1520	VALVULA ASPIRACION FIT *D2SK-650* / SUCTION VALVE REED 77.1X47.5X0.60 NO P/N	COPELAND
	VAL1600	VALVULA ASPIRACION *DNHM-603* / SUCTION VALVE REED REF-2914176**	COPELAND
	VAL1710	VALVULA DESCARGA *DLE+DLF+DLJ+DLHA**+*D2SA+SC+SK* + BITZER 4PC-10+4VC6++TC-8+4NC + 4CES-9* TIPO PERA 3 MARCAS / DISCHARGE VALVE REED 43.9X16.8X0.29 2001021	COPELAND
	VAL1720	VALVULA ASPIRACION *DLE* / SUCTION VALVE REED 64.8X36.5X0.39 REF-2001012	COPELAND
	VAL1730	VALVULA ASPIRACION 2 PISTONES / SUCTION VALVE REED 67.3X36.5X0.39	COPELAND
	VAL1740	VALVULA ASPIRACION *DLF+DLJ+L200/0037* / SUCTION VALVE REED 64.3X36.5X0.39 REF-2001013	COPELAND
	VAL1750	VALVULA ASPIRACION *DLHA* / SUCTION VALVE REED 76.1X46.1X0.59 MM REF-2987138	COPELAND
	VAL1800	VALVULA ASPIRACION *DKM* / SUCTION VALVE REED 53.3X13.5X0.29 MM REF-2001010+056002600	COPELAND
	VAL1801	VALVULA ASPIRACION *DKJ+SJ* / SUCTION VALVE REED 56.7X13.5X0.29 MM REF-2001011+056002601	COPELAND



	<b>Ralco P/N</b>	<b>Description</b>	<b>Compressor</b>
	VAL1802	VALVULA ASPIRACION *DKL+DKSL+CT-159* / SUCTION VALVE REED 57.9X13.6X0.29 REF-2001011	COPELAND
	VAL1810	VALVULA DESCARGA *DK* / DISCHARGE VALVE REED 74.5X14.3X0.39 REF-2001020+056001602	COPELAND
	VAL1900	VALVULA DISCO CON REMACHES *4MK1-35X-MU25X+ 6MK1-50X-MU1-40X* / SUCTION VALVE STREAM WITH HOLES RIVET	COPELAND
	VAL1901	*** MISMA QUE VAL1900 VALVULA DISCO CON REMACHES *4MU1-25X + 6MU1-40X* / SUCTION VALVE STREAM WITH HOLES RIVET	COPELAND
	VAL1909	KIT REPARACION REMACHES (4MF1-13X + 6MJ1-45X) 2 DISCOS MACIZO+4 FLEJES+2 BASE / RIVET STYLE SET 2 DISCHARGE SOLID WAFER+4 SPRINGS+2 SUPPORT RINGS + 4 RIVETS	COPELAND
	VAL1919	KIT REPARACION REMACHES (4MU1-25X + 6MK1-50X) 2 DISCOS MACIZO+4 FLEJES+2 BASE / RIVET STYLE SET 2 DISCHARGE SOLID WAFER+4 SPRINGS+2 SUPPORT RINGS + 4 RIVETS	COPELAND
	VSG1000	(220) VALVULA SEGURIDAD INTERNA *D4+6+8*+STREAM *4 + 6 CIL* / HIGH PRESSURE RELIEF VALVE 1" NPT 400 PSI REF-224.0888(OLD)+3086072++3252775(NEW)	COPELAND
	VSG1002	VALVULLA RETENCION ACEITE *DL+D9+D4+6+8* CURVA / SNORKEL TUBE CHECK VALVE ASSY. REF-2830.970 + 510-0142-00	COPELAND
	VSG1003	VALVULA BY-PASS CARTER *DL + D8* ACERO / VENTILATION VALVE - CHECK VALVE METAL REF 2524817	COPELAND

	<b>Ralco P/N</b>	<b>Description</b>	<b>Compressor</b>
	VSG1004	VALVULA BY-PASS PLASTICO *DL+D8* / PLASTIC VENTILATION CHECK VALVE REF- 510-0335-00	COPELAND
	VSG1008	VALVULA DE GAS *D8SK* REF-2524817	COPELAND
	VSG1010	VALVULA RETENCION OIL *4+6+8+CC* / OIL CHECK VALVE REF-701.3523+2862060	COPELAND
	VSG1201	VALVULA RETENCION OIL BOLA *D9 +DM + DN* REF-226.3754	COPELAND
	VSG1900	(220) VALVULA SEGURIDAD INTERNA FIT STREAM *4 + 6 CIL* / INTERNAL PRESSURE LELIEF VALVE REF-308.6072+3052775	COPELAND
	VSG1903	(130) VALVULA BY-PASS CARTER FIT STREAM *4 + 6 CIL* / VENTILATION VALVE - CHECK VALVE GAS REF- 289.5620+3279756	COPELAND
	VSG1910	(140) VALVULA RETORNO ACEITE FIT STREAM *4 + 6 CIL* / OIL CHECK VALVE REF-286.2060	COPELAND
	VSG28801	VALVULA RETENCION *CSH-75+65.3* / CHECK VALVE REF-369.108-01	COPELAND
	VSG75148	SAFETY VALVE SIKKERHEDSVENTIL SFV15 T218 18 BAR REF-2416.148 + 148F3218	COPELAND
	WAS1000	ANILLO TOPE ABIERTO PTFE LADO CARTER *D4+6 R+D* / THRUST SPACER SPLIT CYLINDER SIDE 60.5X45X1.5 REF-285.8556	COPELAND
	WAS1001	ANILLO TOPE CERRADO PTFE LADO MOTOR *D4+6+R+D* / THRUST SPACER CLOSED MOTOR SIDE 60.5X45X1.5 REF- 285.6823	COPELAND

	<b>Ralco P/N</b>	<b>Description</b>	<b>Compressor</b>
	WAS1002	ANILLO BRONCE TOPE CIGÜEÑAL *D4+6+R+D* / THRUST SPACER COOPER 4 GROOVE 60.58X48.37X1.6 MM	COPELAND
	WAS1006	ARANDELA TEFLON CERRADA *D8R - 4MF+6MK* / THRUST BEARING PLAIN PTFE RING 64.2X50.7X1.5 REF- 3168307	COPELAND
	WAS1007	ARANDELA TEFLON ABIERTA *D8R*- 4MF+6MK / THRUST BEARING SPLIT RING PTFE 64.2X50.7X1.5 REF 3168318	COPELAND
	WAS1008	ARANDELA ESTRIADA TOPE CIGÜEÑAL *D6SK*+*D8D+D8R+D8SK* / THRUST SPACER COOPER 6 GROOVE 64.35X51.76X1.5 MM REF-2917631	COPELAND
	WAS1009	ARANDELA LISA TOPE CIGÜEÑAL *D8R+D* / THRUST BUSHING SMOOTH REF- 3058893	COPELAND
	WAS1020	ARANDELA TEFLON ABIERTA *D8R* SUPLEMENTO BOMBA ACIETE / THRUST BEARING SPLIT RING PTFE OIL PUMP 28.2X49X5.5	COPELAND
	WAS1070	ARANDELAS TOPE CIGÜEÑAL KIT *2CC+4CC+6CC* / SET THRUST WASHER REF-200.3032	COPELAND
	WAS1080	SEARCH WAS-1008 *** ARANDELAS TOPE CIGÜEÑAL KIT *8CC* / ADJUSTING WASHER KIT REF-706.5966	COPELAND
	WAS1135	ARANDELA TUBO GUIA VALVULAS DE GAS *D8DH* REF-2942355	COPELAND
	WAS1153	DISCO AGUJERADO APOYO FLEJE VALV. DISCUS MACIZO / VALVE RING SUPPORT WASHER 38.5X30.3X0.3 NO BLIND TYPE	COPELAND
	WAS1200	ANILLO TOPE *D9R* / THRUST WASHER	COPELAND

	<b>Ralco P/N</b>	<b>Description</b>	<b>Compressor</b>
	WAS1201	ARANDELA GRUESA CIGÜEÑAL *D9RS* / ROTOR LOCK WASHER REF-2951660	COPELAND
	WAS1202	ARANDELA GRUESA CIGÜEÑAL *DMRH+9RA+RC* / ROTOR LOCK WASHER REF-295-1659	COPELAND
	WAS1203	CASQUILLO SUPLEMENTO ROTOR 10 CV *D9RC+RS1000+L REF-2188986	COPELAND
	WAS1300	DISCHARGE VALVE DOUGHNUTS WASHER FIT *D2D + D3D* 0.025" NO P/N	COPELAND
	WAS1301	DISCHARGE VALVE DOUGHNUTS WASHER FIT *D2D + D3D* 0.012" NO P/N	COPELAND
	WAS1302	DISCHARGE WAVE SPRING DOUGHNUTS WASHER FIT *D2D + D3D* NO P/N	COPELAND
	WAS1500	ANILLO TOPE CIGÜEÑAL *MRH* / THRUST WASHER	COPELAND
	WAS1600	ARANDELA TOPE CIGÜEÑAL *DN* REF-2041296	COPELAND
	WAS1601	DISCHARGE VALVE DOUGHNUTS WASHER FIT *D2D + D3D* 0.0125" NO P/N	COPELAND
	WAS1700	ARANDELA ROTOR *DL* / THRUST WASHER REF-204-5663	COPELAND
	WAS1750	JUEGO 2 ARANDELA AXIALES *DLHA-500* REF-200.3504	COPELAND
	WAS1800	ARANDELA ROTOR *DK* REF-204-3112	COPELAND
	WAS1900	VER1007 ANILLO TOPE ABIERTO PTFE LADO CARTER *4 + 6M* / THRUST SPACER SPLIT CYLINDER SIDE OPEN 60.5X45X1.5 REF-316.8318	COPELAND


Ralco P/N	Description	Compressor
WAS1901	VER WAS1006 ANILLO TOPE CERRADO PTFE LADO MOTOR *4 + 6 M* / THRUST SPACER CLOSED MOTOR SIDE REF- 316.8307	COPELAND



RALCO EUROPA S.L.


Leader in aftermarket spare parts for refrigerating compressors in the European market for more than 30 years.


#### CONTACT

 c/Almirall Pròixida, 14-16  
Bjos E-08030 Barcelona (Spain)

 [www.ralcoeuropa.com](http://www.ralcoeuropa.com)

 [ralco@ralcoeuropa.com](mailto:ralco@ralcoeuropa.com)

 (+34) 932.745.270

 WhatsApp



Need help?

Ask us!